

# 2024 Governance, Compensation and Financial Report



Givaudan  
Human by nature



Governance Report

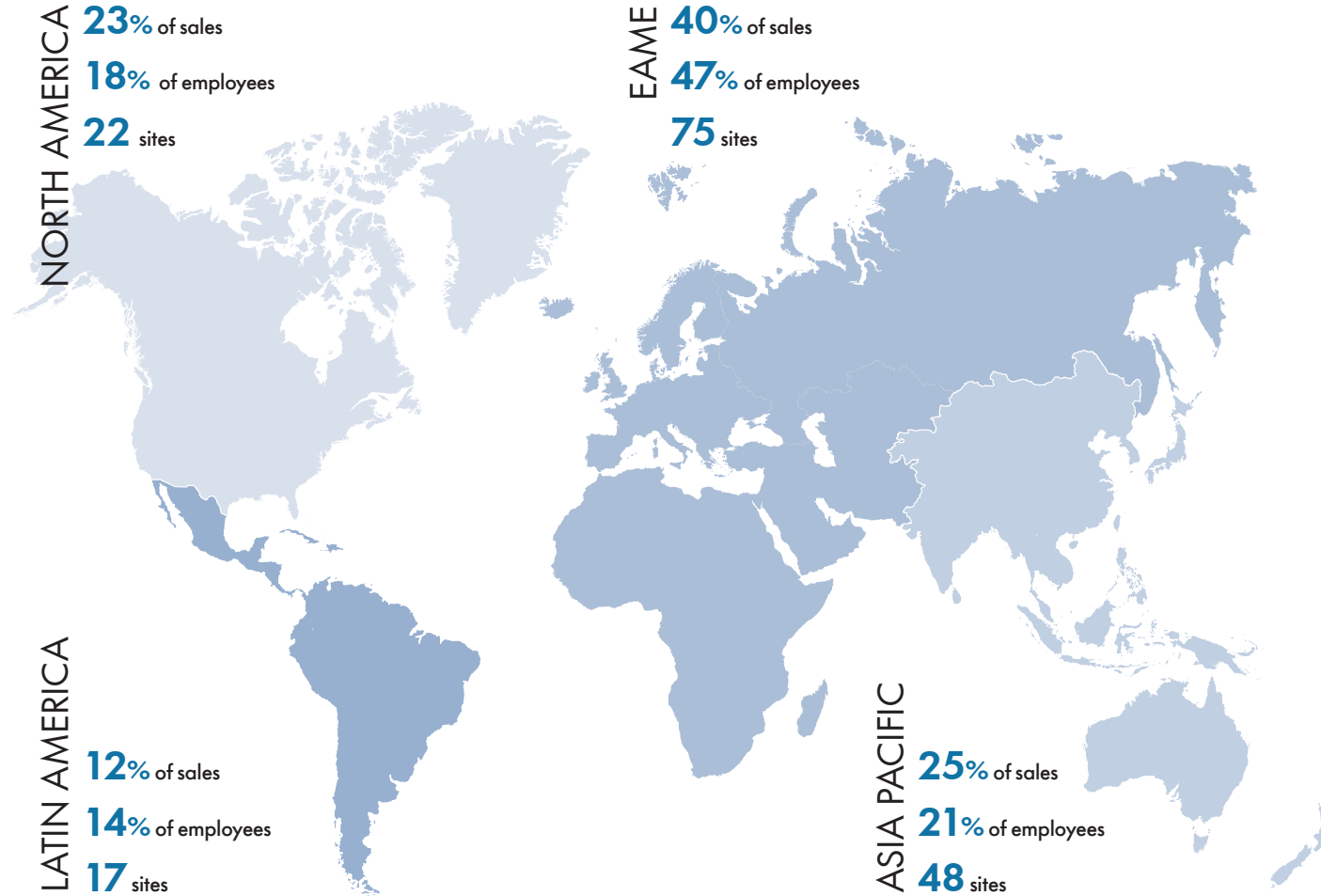
Compensation Report

Financial Report

Alternative performance  
measures

# Connected through our global presence

Our size and operational footprint give us unique exposure to a variety of markets



OUR GROUP SALES  
CHF **7,412** million

OUR SITES  
**162** sites worldwide  
**78** production sites  
**62** creation & research centres

OUR FULL-TIME EMPLOYEES  
**16,942**

OUR PRODUCTS SOLD  
**~128,400**

OUR CUSTOMERS  
**42%** global  
**58%** local & regional

# About this report



Being a sustainable business is our promise, acting as a force for good is our objective. Guided by our purpose of 'Creating for happier, healthier lives with love for nature. Let's imagine together.' we will continue to deliver sustainable value creation that benefits all.

This stand-alone document provides details of our stable and efficient corporate governance and compensation principles that ensure our sustainable value creation. Our comprehensive financial performance may be found in the consolidated financial report and statutory financial report, while our Alternative performance measures is detailed on page 121.

## Frameworks applied

- SIX Directive Corporate Governance
- Swiss Code of Best Practice for Corporate Governance
- IFRS
- Alternative Performance Measures

## 2024 reporting suite

- Integrated Report on economic and ESG performance
- Governance, Compensation and Financial Report
- Digital Integrated Report

### Our long-term ambition: Our purpose

Creating for happier, healthier lives with love for nature. Let's imagine together.



Creations



Nature



People



Communities

### Our mid-term priorities: Our 2025 strategy

Committed to Growth, with Purpose



4-5%  
growth



Purpose  
linked  
targets



>12%  
FCF

# Table of contents



Governance Report

Compensation Report

Financial Report

Alternative performance  
measures

## Governance Report

Ensuring proper checks and balances	5
Group structure and shareholders	6
Capital structure	7
Board of Directors	9
Executive Committee	20
Compensation, shareholdings and loans	24
Shareholders' participation	25
Change of control and defence measures	26
Auditors	27
Information policy	28
Quiet periods	29

## Compensation Report

Reflecting business and individual performance	31
Compensation governance	32
Compensation principles	34
Compensation of Givaudan executives	35
Compensation of the Executive Committee	41
Compensation of the Board of Directors	43
Share ownership	45
External mandates	46
Statutory Auditor's Report	48

## Financial Report

<b>Consolidated Financial Report</b>	<b>52</b>
Consolidated financial statements	53
Notes to the consolidated financial statements	57
Statutory Auditor's Report	105
<b>Statutory Financial Report</b>	<b>109</b>
Statutory financial statements of Givaudan SA (Group Holding Company)	110
Notes to the statutory financial statements	111
Proposed appropriation of available earnings of Givaudan SA	116
Statutory Auditor's Report	117

## Alternative performance measures

Alternative performance measures	121
----------------------------------	-----



## Governance Report

Ensuring proper checks  
and balances

Group structure and  
shareholders

Capital structure

Board of Directors

Executive Committee

Compensation,  
shareholdings and loans

Shareholders' participation

Change of control and  
defence measures

Auditors

Information policy

Quiet periods

---

## Compensation Report

---

## Financial Report

---

## Alternative performance measures

# Governance Report

# Ensuring proper checks and balances



## Governance Report

[Ensuring proper checks and balances](#)

[Group structure and shareholders](#)

[Capital structure](#)

[Board of Directors](#)

[Executive Committee](#)

[Compensation, shareholdings and loans](#)

[Shareholders' participation](#)

[Change of control and defence measures](#)

[Auditors](#)

[Information policy](#)

[Quiet periods](#)

## Compensation Report

## Financial Report

## Alternative performance measures



We take pride in our transparent governance, which ensures we manage and supervise our operations in a responsible way. Our structures and processes for the direction and control of our Company support a continued focus on value creation for all our stakeholders.

This Governance report is aligned with international standards and has been prepared in accordance with the 'Swiss Code of Obligations', the 'Directive on Information Relating to Corporate Governance' issued by the SIX Exchange Regulation and the 'Swiss Code of Best Practice for Corporate Governance' issued by economiesuisse.

The internal corporate governance framework is based on Givaudan SA's Articles of Incorporation. The 'Organisational regulation of Givaudan SA', the Company's organisational regulation, further clarifies the duties, powers and regulations of the governing bodies of the Company.

Except where otherwise provided by law, the Articles of Incorporation and the Organisational regulation of Givaudan SA, all areas of management are fully delegated by the Board of Directors, with the power to sub-delegate, to the Chief Executive Officer, the Executive Committee and its members. The Organisational regulation of Givaudan SA, also specifies the duties and the functioning of the Board's four committees.

### ↓ Download

[www.givaudan.com](http://www.givaudan.com) › Our company › Responsible business › Position statements, policies, rules, reports › under 'Rules': [Articles of Incorporation](#), [Board Regulations of Givaudan](#) and other documentation regarding Givaudan's principles of corporate governance.

*“ Our solid governance is an important foundation for Givaudan's business and enables us to deliver on our purpose, strategy and performance.*

Calvin Grieder, Chairman



## Governance Report

Ensuring proper checks and balances

[Group structure and shareholders](#)

Capital structure

Board of Directors

Executive Committee

Compensation, shareholdings and loans

Shareholders' participation

Change of control and defence measures

Auditors

Information policy

Quiet periods

## Compensation Report

## Financial Report

## Alternative performance measures

# Group structure and shareholders

## 1.1 Group structure

### 1.1.1 Description of the issuer's operational Group structure

Givaudan SA, the parent company of the Givaudan Group, with its registered corporate headquarters at 5 Chemin de la Parfumerie, 1214 Vernier, Switzerland ('the Company'), is a 'société anonyme', pursuant to art. 620 et seq. of the Swiss Code of Obligations. It is listed on the SIX Swiss Exchange under security number 1064593, ISIN CH0010645932.

The Company is a global leader in its industry. Givaudan operates around the world and has two principal businesses: Taste & Wellbeing and Fragrance & Beauty, providing customers with compounds, ingredients and integrated solutions. Taste & Wellbeing consists of six business segments: Snacks, Savoury, Sweet goods, Beverages Dairy, and Nutraceuticals. Fragrance & Beauty also has four business units: Consumer products; Fine fragrances; Fragrance ingredients and Active Beauty.

Both divisions have a sales and marketing presence in all major countries and markets as well as science and technology organisations. They share resources and knowledge in the areas of research and market & consumer analysis, where applicable. Corporate functions include Finance, Procurement, Sustainability, Human Resources (HR), Legal & Integrity Affairs, Risk Management, Environment Health & Safety (EHS) and Communications as well as Givaudan Business Solutions (GBS) and Internal Audit. GBS provides internal end-to-end processes and services in the areas of Finance, Controlling, HR, Procurement, Supply Chain, EHS, Enterprise Data Management, IT, Engineering Sustainability and Continuous Improvement services.

### 1.1.2 Listed companies within the scope of consolidation

The Company does not have any publicly listed subsidiaries.

### 1.1.3 Unlisted companies within the scope of consolidation

The list of principal consolidated companies, their domiciles and the shareholding is presented on page 102, in note 32 to the 2024 consolidated financial statements. Note 1 to the consolidated financial statements as well as note 3 to the statutory financial statements on pages 111–112 offer more details regarding the structure of the Group. All unlisted subsidiaries are wholly-owned, unless otherwise indicated in notes 3 and 4 to the statutory financial statements mentioned above.

#### Read more

2024 Governance, Compensation and Financial Report > [pp53–129](#)

## 1.2 Significant shareholders

To the knowledge of the Company, the following shareholders were the only beneficial shareholders holding more than 3% of the share capital of Givaudan SA as at 31 December 2024 (or as at the date of their last notification under article 20 of the Stock Exchange Act):

### SIGNIFICANT SHAREHOLDERS

2024	in %
Beneficial owners	
William H. Gates III	12.03
UBS Fund Management (Switzerland) AG	5.67
BlackRock, Inc.	5.06
Haldor Foundation	4.96

#### Read the notifications

[www.ser-ag.com](http://www.ser-ag.com) > en > Resources > Notifications market participants > [Significant shareholders](#)

The Company has not entered into any shareholder agreements with any of its significant shareholders.

## 1.3 Cross-shareholdings

The Company does not have any cross-shareholdings with any other company.

# Capital structure



## Governance Report

Ensuring proper checks and balances

Group structure and shareholders

[Capital structure](#)

Board of Directors

Executive Committee

Compensation, shareholdings and loans

Shareholders' participation

Change of control and defence measures

Auditors

Information policy

Quiet periods

## Compensation Report

## Financial Report

## Alternative performance measures

### 2.1 Capital on the disclosure deadline

#### Ordinary share capital

As at 31 December 2024, the Company's ordinary share capital amounted to CHF 92,335,860 fully paid in and divided into 9,233,586 registered shares with a par value of CHF 10.00 each.

The market capitalisation of the Company at 31 December 2024 was CHF 36,620,402,076.

#### 2.2 Capital band and conditional capital in particular; Capital range

At the Annual General Meeting of Shareholders 2023, a new capital band was introduced in the Articles of Incorporation.

As per article 3a of the Company's Articles of Incorporation, the Board of Directors of the Company is authorised to increase (but not reduce) the share capital of the Company within a capital band ranging from CHF 92,335,860 (lower limit) to CHF 101,569,450 (upper limit), once or several times and in any amounts, by issuing up to 923,359 fully paid-in registered shares with a par value of CHF 10 each. The capital band therefore amounts to a maximum of 10% of the existing share capital of the Company.

The authorisation granted to the Board of Directors of the Company is valid until 23 March 2028, absent any earlier expiry of the capital range.

The advance subscription rights of shareholders may be excluded by the Board of Directors of the Company in order to finance acquisitions of companies, part(s) of companies or participations, for the acquisition of products, intellectual property or other assets, to broaden the shareholder constituency of the Company in certain financial or investor markets, to allow the participation of strategic partners, including financial investors, or in connection with the listing of shares on domestic or foreign exchanges.

#### Conditional share capital based on the Capital range

At the Annual General Meeting of Shareholders 2023, the existing conditional share capital of the Company provided in article 3b of the Articles of Incorporation was repealed and replaced by a conditional capital based on the capital range.

Pursuant to the amended article 3b of the Company's Articles of Incorporation, the Company's share capital can be increased based on the capital range by issuing up to 923,359 fully paid-in shares (CHF 9,233,590) through the voluntary or mandatory exercise of exchange, option or conversion rights granted, among others, in connection with the issuance by the Company or another Group company of bonds, options, warrants or other financial instruments (the 'Financial Instruments').

The advance subscription rights of the shareholders are excluded for the issuance of shares based on Financial Instruments. The Board of Directors is authorised to exclude the shareholders' advance subscription right to subscribe to Financial Instruments for an important reason such as provided under the capital band, or if the Financial Instruments are issued on adequate terms. In that case, Financial Instruments must be offered to the public taking into account the shares' market price and during a limited period of time.

The acquisition of shares through the exercise of option or conversion rights and the transfer of such shares are subject to restrictions as described in article 5 of the Articles of Incorporation.

#### ↓ Download

[www.givaudan.com](http://www.givaudan.com) › Our company › Responsible business › Position statements, policies, rules, reports › [Articles of incorporation](#)

### 2.3 Changes in capital

There are no changes in equity since 2023.

#### ↓ Download

[www.givaudan.com](http://www.givaudan.com) › Investors › [Results centre](#)

### 2.4 Shares and participation certificates

The Company has one class of shares only. All shares are registered shares with a par value of CHF 10.00 each. Subject to the limitations described below, all shares have the same rights in all respects. Every share gives the right to one vote and to an equal dividend.

### 2.5 Dividend-right certificates

Other than the registered shares, dividend-right certificates and participation certificates do not exist.

### 2.6 Limitations on transferability and nominee registrations

#### 2.6.1 Limitations on transferability for each share category; indication of statutory group clauses and rules for granting exceptions

The Company has no limitations on transferability of shares.

#### 2.6.2 Reasons for granting exceptions in the year under review

This is not applicable because the Company has no limitations on transferability of shares.





## Governance Report

Ensuring proper checks and balances

Group structure and shareholders

Capital structure

Board of Directors

Executive Committee

Compensation, shareholdings and loans

Shareholders' participation

Change of control and defence measures

Auditors

Information policy

Quiet periods

---

## Compensation Report

---

## Financial Report

---

## Alternative performance measures

### 2.6.3 Permissibility of nominee registrations; indication of any percent clauses and registration conditions

Subject to the provisions mentioned in the next paragraph, registration with voting rights in the Company's share register is conditional on shareholders declaring that they have acquired the shares in their own name and for their own account.

Based on a regulation of the Board of Directors, nominee shareholders may be entered with voting rights in the share register of the Company for up to 2% of the share capital without further condition, and for more than 2% if they undertake to disclose to the Company the name, address, nationality and number of shares held by the beneficial owners.

### 2.6.4 Procedure and conditions for cancelling statutory privileges and limitations on transferability

Limitations on transferability and nominee registrations may be changed by a positive vote of the absolute majority of the share votes represented at a shareholders' meeting.

## 2.7 Convertible bonds and warrants/options

There are no bonds or warrants outstanding that are convertible into shares of Givaudan SA.

# Board of Directors



## Governance Report

Ensuring proper checks and balances

Group structure and shareholders

Capital structure

[Board of Directors](#)

Executive Committee

Compensation, shareholdings and loans

Shareholders' participation

Change of control and defence measures

Auditors

Information policy

Quiet periods

## Compensation Report

## Financial Report

## Alternative performance measures

According to Givaudan's Articles of Incorporation, the Board of Directors may consist of between seven and nine members.

At the Annual General Meeting of shareholders in March 2024, all seven current members of the Board of Directors were re-elected each for a term of one year until the next Annual General Meeting of shareholders in 2025, in accordance with the legal requirements and Givaudan's Articles of Incorporation. Calvin Grieder was re-elected as Chairman.

Membership of the Board is composed in such a way as to ensure it possesses all the competencies required to execute its strategic oversight and control over Givaudan. The Board's knowledge and diversity of experience are important assets in governing a company of Givaudan's size in a complex and fast-changing environment. Each of the current seven Board members has an in-depth knowledge of his or her relevant areas of expertise. Together, they ensure that the Company has all the competencies required.

Given the Company's business and its current 2025 strategy of 'Committed to Growth, with Purpose', the most relevant and important required competencies include:

- International senior business leadership including people management
- Track record in strategic planning and execution

- In-depth knowledge of our industry
- Financial expertise
- Skilled in driving innovation and leveraging technology for business growth
- Proven expertise in sales and marketing strategies
- Commitment to high ethical standards and integrity
- Knowledge and experience in compliance and regulatory matters
- Understanding and awareness of Environment, Social and Governance (ESG) considerations.



- |                      |                     |
|----------------------|---------------------|
| 1. Victor Balli      | 5. Ingrid Deltene   |
| 2. Sophie Gasperment | 6. Tom Knutzen      |
| 3. Olivier Filliol   | 7. Roberto Guidetti |
| 4. Calvin Grieder    |                     |





## Governance Report

Ensuring proper checks and balances

Group structure and shareholders

Capital structure

Board of Directors

Executive Committee

Compensation, shareholdings and loans

Shareholders' participation

Change of control and defence measures

Auditors

Information policy

Quiet periods

## Compensation Report

## Financial Report

## Alternative performance measures

The Board considers sustainability and ESG matters an integral part of the Company's strategy. Therefore, familiarity with ESG matters is required from all Board members, as are strong ethical values.

The Board regularly reviews the list of competencies and has established a long-term skill matrix for the assessment of existing and required competencies, which is used as a basis for Board succession planning.

### SKILLS AND DIVERSITY GRID

Name	Education	Professional Executive Experience	Present mandates in other listed companies	Sector	Special skills/designation	Nationality	Year of birth	First elected
<b>Calvin Grieder</b>	Engineering (MSc, ETH Zurich) Advanced Management Program, Harvard University	<ul style="list-style-type: none"> <li>› Former CEO Bühler</li> <li>› Former Head of the Mobile and Internet business, Swisscom Telecom Ltd.</li> <li>› Various former executive positions in the fields of automation and control</li> </ul>	<ul style="list-style-type: none"> <li>› SGS (Chairman)</li> </ul>	<ul style="list-style-type: none"> <li>› Food processing technologies</li> <li>› Manufacturing (automation)</li> </ul>	CEO of international trade companies. Digital transformation and built ESG services	Swiss	1955	2014 (chairman since 2017)
<b>Ingrid Deltenre</b>	Journalism, Educational Sciences and Biological Anthropology (M.A., University of Zurich)	<ul style="list-style-type: none"> <li>› Former Director General of the European Broadcasting Union (EBU)</li> <li>› Former Director Schweizer Fernsehen</li> <li>› Former Director Publisuisse</li> </ul>	<ul style="list-style-type: none"> <li>› Banque Cantonale Vaudoise (until May 2025)</li> <li>› Deutsche Post/DHL</li> <li>› Sunrise Communications AG</li> </ul>	<ul style="list-style-type: none"> <li>› Media</li> <li>› Marketing</li> </ul>	CEO; As CEO: Transformation of Production and Distribution from Analog to Digital, Implementation of Omnichannel-Strategy, driving content innovation, improving cybersecurity resilience, managing a multicultural organisation	Dutch, Swiss	1960	2015 (vice chairwomen since 2022)
<b>Victor Balli</b>	Economics (Masters, University St. Gallen), Chemical Engineering (Masters, Swiss Federal Institute of Technology, ETH Zurich)	<ul style="list-style-type: none"> <li>› Former CFO Barry Callebaut AG</li> <li>› Former CEO EMEA Minibar</li> </ul>	<ul style="list-style-type: none"> <li>› KWS Saat SE &amp; Co. KGaA</li> <li>› SIKA AG</li> <li>› Medacta International SA</li> </ul>	<ul style="list-style-type: none"> <li>› Food and Beverages</li> <li>› Specialty Chemicals</li> <li>› Agribusiness</li> <li>› MedTech</li> </ul>	CFO of public company Global B2B ingredient business, financial excellence, capital market, risk management & governance, M&A and Sustainability	Swiss	1957	2016



## Governance Report

Ensuring proper checks  
and balances

Group structure and  
shareholders

Capital structure

[Board of Directors](#)

Executive Committee

Compensation,  
shareholdings and loans

Shareholders' participation

Change of control and  
defence measures

Auditors

Information policy

Quiet periods

## Compensation Report

## Financial Report

## Alternative performance measures

Name	Education	Professional Executive Experience	Present mandates in other listed companies	Sector	Special skills/designation	Nationality	Year of birth	First elected
<b>Olivier Filliol</b>	Business administration (Masters and PhD, University St. Gallen, CH)/ Executive Education Programs (Stanford, USA)	<ul style="list-style-type: none"> <li>› Former CEO Mettler Toledo</li> <li>› Former strategy consultant, Bain &amp; Company</li> <li>› Venture Capital Partner</li> </ul>	<ul style="list-style-type: none"> <li>› Straumann Group</li> </ul>	<ul style="list-style-type: none"> <li>› Life Science Tools</li> <li>› MedTech</li> <li>› DeepTech</li> </ul>	CEO of public company, Global Market Expansion & Marketing, Digital Innovation, ESG, M&A	Swiss	1967	2020
<b>Sophie Gasperment</b>	Economics/business administration (ESSEC business school, INSEAD, France)	<ul style="list-style-type: none"> <li>› Former global CEO, The Body Shop</li> <li>› Former Managing Director, L'Oréal UK UK/Ireland</li> </ul>	<ul style="list-style-type: none"> <li>› Kingfisher plc</li> <li>› Cimpres</li> </ul>	<ul style="list-style-type: none"> <li>› Consumer Goods and Services</li> <li>› Beauty and Personal care</li> <li>› Digital</li> </ul>	CEO of global company, strategy, innovation, ESG, consumer marketing, digital, talent development, sustainability agenda	French	1964	2020
<b>Roberto Guidetti</b>	Economics (Bologna University), MBA (C.U.O.A. Business School, Italy), Executive Education Program (Harvard Business School)	<ul style="list-style-type: none"> <li>› CEO Vitasoy</li> <li>› Former Vice President, The Coca Cola Company China</li> <li>› Former Vice President Procter &amp; Gamble (Europe, China)</li> </ul>	<ul style="list-style-type: none"> <li>› Vitasoy</li> <li>› Ariston Group (Italy)</li> </ul>	<ul style="list-style-type: none"> <li>› Food and beverage</li> <li>› FMCG and Beauty Care</li> <li>› Industrial B2B Heating systems</li> </ul>	CEO, Marketing, Sales, General Management, Local/Regional/Global roles based in Europe (Italy, Greece, UK) and Asia (China), ESG / Sustainability	Italian	1963	2023
<b>Tom Knutzen</b>	Economics and Business Administration (MSc) Copenhagen Business School, Denmark	<ul style="list-style-type: none"> <li>› Former CEO Jungbunzlauer Suisse AG</li> <li>› Former CEO Danisco A/S</li> <li>› Former CFO/CEO NKT Holding A/S</li> </ul>	<ul style="list-style-type: none"> <li>› Tivoli A/S (Chairman)</li> <li>› FLSmith &amp; Co. A/S (Chairman,) (until 2 April 2025)</li> <li>› Jeudan A/S (Vice chairman)</li> </ul>	<ul style="list-style-type: none"> <li>› Food and beverage</li> <li>› Ingredients</li> <li>› Technology</li> <li>› Manufacturing</li> </ul>	CEO, CFO AS CEO: Global biotech/ ingredients, manufacturing, M&A, integration/restructuring, innovation, B2B, strategy, cultural change, listed companies	Danish	1962	2022



## Governance Report

Ensuring proper checks and balances

Group structure and shareholders

Capital structure

Board of Directors

Executive Committee

Compensation, shareholdings and loans

Shareholders' participation

Change of control and defence measures

Auditors

Information policy

Quiet periods

## Compensation Report

## Financial Report

## Alternative performance measures

### 3.1 Members of the Board of Directors

As of 31 December 2024, the following were members of the Board of Directors:

#### Calvin Grieder Chairman

- Swiss national, born in 1955
- Non-executive
- First elected in 2014
- Chairman since 2017

In 1980, Calvin Grieder started his career as Marketing Manager with Georg Fischer Ltd in Switzerland and continued in various executive positions at Swiss and German companies in the field of automation and control, including Swisscom Telecom Ltd, where he served as Head of the Mobile and Internet business. He was CEO of the international engineering group Bühler from 2001 to 2016, a worldwide leader in food processing technology.

Calvin Grieder holds the following mandate in a company quoted on an official stock exchange: Chairman of the Board of SGS SA, world leader in testing, inspection and certification.

He holds the following mandates in companies that are non-quoted: Chairman of the Board of Bühler Group, Chairman of the Board of Eraneos group, member of the Board of Trustees of Avenir Suisse, owner and member of the Board of Carivel7 AG.

Calvin Grieder holds a Master of Science from the ETH Zurich and has completed an Advanced Management Program (AMP) at Harvard University.

#### Ingrid Deltenre Vice chairwoman

- Dutch & Swiss national, born in 1960
- Non-executive
- First elected 2015

Ingrid Deltenre has held several executive positions in the press and media including Director of Publisuisse from 1999 to 2004, and Director of the leading public TV broadcaster in German-speaking Switzerland, Schweizer Fernsehen, from 2004 to 2009. In 2010, she became Director General of the Geneva-based European Broadcasting Union (EBU), a position she held until June 2017.

She holds the following mandates in companies that are quoted on an official stock exchange: member of the Board of Banque Cantonale Vaudoise (until May 2025), member of the Supervisory Board of Deutsche Post/DHL, and member of the Board of Sunrise Communications AG.

She holds the following mandates in companies that are non-quoted on an official stock exchange: member of the Board of SPS AG, member of the Board of HSN, member of the Executive Board of the Executive Education of the University of

Zurich and member of the Foundation Board Schweizer Berghilfe.

Ingrid Deltenre holds a Master of Arts in Journalism, Educational Sciences and biological Anthropology from the University of Zurich.

#### Victor Balli Director

- Swiss national, born in 1957
- Non-executive
- First elected in 2016

Victor Balli started his professional career in 1985, working as a Financial Analyst & Business Development Manager with EniChem International SA in Zurich and Milan. From 1991 to 1995, he worked as a Principal with Adinvest AG, a corporate finance advisory company with offices in Zurich, San Francisco, New York, and London. Victor Balli held various positions at Minibar, a leading hospitality supplier, between 1996 and 2005, most recently as Chief Executive Officer EMEA as of 2005. From 2007 to 2018 Victor Balli was Chief Financial Officer and member of the Executive Committee of Barry Callebaut AG, a leading manufacturer of high-quality chocolate and cocoa products.

Victor Balli holds the following mandates in companies that are quoted on an official stock exchange: member of the Boards of plant breeding and seed producer KWS

Saat SE & Co. KGaA, multinational specialty chemical company SIKA AG and medical devices company Medacta International SA.

He holds the following mandates in companies that are non-quoted: Member of the Boards of the Federal Audit Oversight Authority, Hemro AG and the Supervisory Board of Louis Dreyfus Company International Holding B.V.

Victor Balli has a Masters in Economics from the University of St. Gallen and a Masters in Chemical Engineering from the Swiss Federal Institute of Technology in Zurich.

#### Olivier Filliol Director

- Swiss national, born in 1967
- Non-executive
- First elected 2020

Olivier Filliol started his professional career as a strategy consultant with Bain & Company, working in the Geneva, Paris and Sydney offices. In 1998, he joined Mettler Toledo International Inc., a global manufacturer and marketer of precision instruments for use in laboratory, industrial and food retailing applications. From 1998 to 2021 he served in various positions including General Manager of the company's North American checkweighing operations, Head of Process Analytics and Head of Global Sales, Service and Marketing and, from 2008 until 2021, as President and Chief Executive Officer.



## Governance Report

Ensuring proper checks and balances

Group structure and shareholders

Capital structure

[Board of Directors](#)

Executive Committee

Compensation, shareholdings and loans

Shareholders' participation

Change of control and defence measures

Auditors

Information policy

Quiet periods

## Compensation Report

## Financial Report

## Alternative performance measures

He holds the following mandates in companies that are quoted on an official stock exchange: member of the Board of Directors of Straumann Group.

Olivier is an active investment partner in more than 20 venture capital funded start-ups, with a focus on the life science tools, MedTech and digital tech spaces.

Olivier Filliol holds a Master (lic. oec.) and Ph.D. (Dr. oec.) in Business Administration from the University of St. Gallen, Switzerland. He also completed executive education at the Business School of Stanford University.

### Sophie Gasperment Director

- French national, born in 1964
- Non-executive
- First elected 2020

Sophie Gasperment joined L'Oréal from business school, in 1986. After 14 years in operational and strategic marketing positions, she was appointed General Manager for L'Oréal in the UK. She remained UK-based for the following 14 years, notably as L'Oréal UK/Ireland Managing Director, as well as Chair and Global Chief Executive Officer of The Body Shop. She then led L'Oréal's Strategic Prospective and the Group's financial communication, with a specific focus on digital acceleration. Since 2019, she has been Senior Advisor at Boston Consulting

Group, Non-Executive Director of listed companies and Angel investor in a number of innovative ventures.

Sophie Gasperment holds the following mandates in listed companies: Member of the Board of Kingfisher plc. and, Independent Director of Nasdaq-listed technology company Cimpres.

She holds the following mandate in companies that are non-quoted: Independent director at SPDG (until October 2024).

She is a graduate of ESSEC business school and of INSEAD and has contributed to the Business Advisory Council of Saïd Business School, Oxford University.

### Roberto Guidetti Director

- Italian national, born in 1963
- Non-executive
- First elected in 2023

Roberto Guidetti started his career in 1988 at Procter & Gamble where he held positions in Marketing and General Management in Italy, Greece, United Kingdom, China, lately becoming Vice President & General Manager of Procter & Gamble Taiwan. Between 2007 and 2013 he held positions in Business Strategy and General Management for the Coca-Cola Company in China, until the latest position of Vice President, Mainland China Franchise, responsible for the P&L of

the operations of the company in China, managing the JVs with Swire, COFCO and Bottling Investment Group. Since 2013 he is Group CEO of Vitasoy International Holdings Ltd., a company active in the food and beverage industry, and since 2014 also serves as one of its directors.

Roberto Guidetti holds the following mandates in companies quoted on an official stock exchange: in addition to his position at Vitasoy International Holdings Ltd., he is a member of the Board of Ariston Group (Italy), a manufacturer of heating systems and related products.

Roberto Guidetti graduated in Economics and Business at the University of Bologna and completed an MBA in Corporate Organisation at the C.U.O.A. of Altavilla Vicentina. He attended the Executive Education program at Harvard Business School.

### Tom Knutzen Director

- Danish national, born in 1962
- Non-executive
- First elected 2022

Tom Knutzen started his career in the finance industry in 1985 before turning to the business-to-business manufacturing sector in 1988 where he has held several executive positions since.

From 1988 to 1996 he was successively Head Treasury, Controller and Chief Financial Officer at spray-drying manufacturer Niro, from 1996 to 2006 he was Chief Financial Officer and Chief Executive Officer at industrial conglomerate NKT Holding A/S (cleaning equipment, energy cables and telecommunication equipment), and Chief Executive Officer of international ingredients manufacturer Danisco A/S from 2006 to 2012. From 2012 to 2022 he was Chief Executive Officer of natural biodegradable ingredients producer Jungbunzlauer Suisse AG.

Tom Knutzen holds the following mandates in companies that are quoted on an official stock exchange: Chairman of the Board of the entertainment company Tivoli A/S and Chairman of the Board of engineering company FLSmidth & Co. A/S (until 2 April 2025); Vice chairman of the Board of real-estate company Jeudan A/S.

He holds the following mandates in companies that are non-quoted: Vice chairman of the Board of the media company Egmont International Holding A/S and Board member of Jungbunzlauer Holding AG.

Tom Knutzen holds a Master of Science in Economics and Business Administration from the Copenhagen Business School, Denmark.



## Governance Report

Ensuring proper checks and balances

Group structure and shareholders

Capital structure

[Board of Directors](#)

Executive Committee

Compensation, shareholdings and loans

Shareholders' participation

Change of control and defence measures

Auditors

Information policy

Quiet periods

## Compensation Report

## Financial Report

## Alternative performance measures

### 3.2 Other activities and vested interests

Please refer to the biographies of the Board members described in section 3.1 for their other activities and vested interests.

Except for those described in section 3.1, no Board member of Givaudan SA holds any material permanent management or consultancy functions for significant domestic or foreign interest groups nor any significant official functions or political posts. The Board of Directors assesses the independence of its members.

As at 31 December 2024, all members of the Board of Directors were non-executive and independent in accordance with article 15 of the Swiss Code of Best Practice for Corporate Governance. None of the Board members has important business connections with Givaudan SA or any of its affiliates.

### 3.3 Number of permitted activities

Pursuant to art. 626 alinea. 2 point 1 of the Swiss Code of Obligations the Articles of Incorporation need to specify the number of permitted activities for Board and Executive Committee members. Article 32 of the Articles of Incorporation of the Company permits the following external mandates for members of the Board of Directors:

- Members of the Board of Directors may not hold more than four additional mandates in companies that are quoted on an official stock exchange and seven additional mandates in non-quoted companies.

The following mandates are not subject to these limitations:

- Mandates in companies which are controlled by the corporation.
- Mandates held by order and on behalf of the corporation or any controlled company. No member of the Board of Directors or of the Executive Committee shall hold more than ten such mandates.
- Mandates in associations, foundations, charitable organisations, trusts, employee welfare foundations and other comparable structures. No member of the Board of Directors or of the Executive Committee shall hold more than 15 such mandates.

'Mandates' mean mandates in the supreme governing body of a legal entity which is required to be registered in the Swiss commercial register or a corresponding foreign register. Mandates in different legal entities which are under joint control are deemed one mandate.

#### ↓ Download

[www.givaudan.com](http://www.givaudan.com) › Our company › Responsible business › Position statements, policies, rules, reports › [Articles of incorporation](#)

### 3.4 Elections and terms of office

#### 3.4.1 Principles of the election procedure, rules differing from the statutory legal provisions with regard to the appointment of the Chairman, the members of the Compensation Committee and the independent proxy

None of the rules regarding the appointment of the Chairman, the members of the Compensation Committee and the independent proxy deviate from the statutory legal provisions. All Board members, the Chairman, the members of the Compensation Committee and the independent proxy are elected annually and individually for a term of one year, being the time from one ordinary Annual General Meeting to the next one.

#### 3.4.2 For each Board member: date of first election to Board and attendance of meetings

For the dates of first election to the Board and attendance of Board and committee meetings, please refer to section 3.1 'Members of the Board of Directors' pages 12–13, and the table on meetings attendance on page 16.

### 3.5 Internal organisational structure

#### 3.5.1 Allocation of tasks within the Board of Directors

The Chairman is elected annually at the Annual General Meeting. He prepares the agenda and chairs meetings of the shareholders, convenes, prepares and chairs the meetings of the Board of Directors, coordinates the work of the Board

committees, prepares and supervises the implementation of resolutions of the Board of Directors (to the extent not delegated to a committee), supervises the course of business and the activities of the Executive Committee, proposes succession candidates for appointment to the Board of Directors or to the Executive Committee and proposes the global remuneration of the Chief Executive Officer and other members of the Executive Committee to the Compensation Committee.

The Chairman receives all invitations and minutes of Committee meetings and is entitled to attend these meetings. The Chairman further decides in cases which fall under the tasks and powers of the Board of Directors, but in which a timely decision of the Board of Directors cannot be made because of urgency. In such cases, the Chairman informs the members of the Board of Directors as quickly as possible and the corresponding resolution is minuted at the next Board meeting.

If the Chairman is unable to act, the Vice chairwoman exercises his functions, assuming all his tasks and powers.

#### 3.5.2 Members list, tasks and area of responsibility for each committee of the Board of Directors

The Board of Directors has established four Committees: An Audit Committee, a Nomination and Governance Committee, a Compensation Committee and an Innovation Committee. Each committee is led by a



## Governance Report

Ensuring proper checks and balances

Group structure and shareholders

Capital structure

[Board of Directors](#)

Executive Committee

Compensation, shareholdings and loans

Shareholders' participation

Change of control and defence measures

Auditors

Information policy

Quiet periods

## Compensation Report

## Financial Report

## Alternative performance measures

Committee Chairman whose main responsibilities are to organise, lead and minute the meetings. For the participation of the Board members in the committees, please refer to the table on page 16.

The Board of Directors has the oversight of all Environmental, Social and Governance (ESG) aspects, including the sustainability strategy and targets. They consider sustainability and ESG matters an integral part of the Company's strategy and thus have not established a dedicated committee for sustainability/ESG matters. The Board tables and discusses selected ESG topics at each Board meeting, and certain aspects of sustainability and ESG matters are reviewed in the various committees as appropriate, including ESG criteria for executive remuneration in the Compensation Committee. The Directors benefit from training.

### Audit Committee

The primary function of the Audit Committee is to assist the Board in fulfilling its oversight responsibilities by reviewing the financial information, the systems of internal controls and the financial, non-financial and internal audit processes. It carries out certain preparatory work for the Board of Directors as a whole. The Audit Committee currently consists of four members of the Board. All of them have the requisite financial experience.

The Audit Committee ensures that the Company's risk management systems are efficient and effective. It promotes effective communication among the Board, management, the internal audit function and external audit. It reviews and approves the compensation of the external auditors for the annual audit.

The Audit Committee held four regular meetings in 2024, lasting between 3 and 7 hours. The Head of Internal Audit, the Chief Financial Officer (CFO), the Group Counsel and Integrity Officer and the External Lead Audit Partner attended all meetings, apart from certain private sessions. The Chairman of the Board attended all four meetings. In 2024, the Audit Committee also held a 2 hour training session on cybersecurity. All Audit Committee members attended this training session as did the Chairman of the Board and the CFO.

### Compensation Committee

The Compensation Committee reviews and recommends the compensation policies to the Board of Directors. It approves the remuneration of the Chief Executive Officer and the other members of the Executive Committee as well as all performance-related remuneration instruments and pension fund policies. Since the Swiss Ordinance against Excessive Compensation came into force, the Committee prepares the Compensation Report to be established by the Board.

The Compensation Committee consists of three members of the Board who are elected annually by the Annual General Meeting of shareholders in accordance with the Ordinance against Excessive Compensation in Listed Stock Companies (OaEC). The Committee takes advice from external independent compensation specialists and consults with the Chairman and the Chief Executive Officer on specific matters where appropriate.

In 2024, the Compensation Committee met four times, lasting between 1.5 and 2 hours. During these meetings the Committee reviewed, among other things, the short-term and long-term incentive plan parameters as well as the alignment of Executive Committee and Board of Directors compensation with the Company's principles and policy and purpose ambitions. The Committee also reviewed the design of the long-term incentive plan to ensure alignment with the Givaudan 2025 strategy and the purpose ambitions. The Chairman, the Chief Executive Officer, the Head of Global Human Resources and/or the Head of Compensation and Benefits attended relevant sections of the meetings.

### Read more

On the role of this committee in establishing and reviewing compensation policies › [Compensation committee](#) › [p32](#)

### Nomination and Governance Committee

The Nomination and Governance Committee assists the Board in applying the principles of good corporate governance. It prepares appointments to the Board of Directors and the Executive Committee and advises on the succession planning process of the Company. It consists of three members of the Board.

The Nomination and Governance Committee held three ordinary and two extraordinary meetings in 2024, to review the independence of Board members and to review the succession plans of critical leadership positions as well as the evolution of the board succession. The meetings lasted between 1 and 1.5 hrs. The Chairman, the Chief Executive Officer, the Head of Global Human Resources and/or the Head of Compensation and Benefits attended relevant sections of the meetings.

### Innovation Committee

The Innovation Committee advises the Board on scientific matters relevant to the flavour, natural ingredients and fragrance and cosmetics industries, or other additional fields the Board may request. It acts as a sounding board for matters of innovation to the Board of Directors, reviewing activities in different fields of research, looking at new opportunities and possible partnerships and reviewing projects on a detailed basis as required. It also serves as a platform for Board dialogue with the relevant members





## Governance Report

Ensuring proper checks and balances

Group structure and shareholders

Capital structure

Board of Directors

Executive Committee

Compensation, shareholdings and loans

Shareholders' participation

Change of control and defence measures

Auditors

Information policy

Quiet periods

## Compensation Report

## Financial Report

## Alternative performance measures

### MEETINGS: ATTENDANCE 2024

	Number of Board meetings / calls attended		Number of Audit Committee meetings / calls attended	Number of Compensation Committee meetings / calls attended	Number of Nomination and Governance Committee meetings/calls attended		Number of Innovation Committee meetings / calls attended
	ordinary	extraordinary			ordinary	extraordinary	
Board member							
Calvin Grieder	6 (as chair)	2 (as chair)	4 (as guest)	4 (as guest)	3 (as chair)	3 (as chair)	2
Ingrid Deltenre	6	2		4 (as chair)	3	3	
Victor Balli	6	2	4 (as chair)	3			
Olivier Filliol	6	2		4			2
Sophie Gasperment	6	2	4		3	3	
Tom Knutzen	6	2	4				2 (as chair)
Roberto Guidetti	6	2	4				
<b>Meetings held in the year</b>	<b>6</b>	<b>2</b>	<b>4</b>	<b>4</b>	<b>3</b>	<b>3</b>	<b>2</b>
<b>Average length of meetings</b>	<b>1 to 1.5 days ordinary meetings; 2 hours constitutive meeting</b>	<b>1.5 hours</b>	<b>3 to 7 hours</b>	<b>1 to 1.5 hours</b>	<b>1.5 to 2.5 hours</b>	<b>1.5 to 2.5 hours</b>	<b>5 hours</b>

of the Executive Committee and the divisional Heads of Science and Technology (S&T). The Innovation Committee consists of three members of the Board.

The Innovation Committee met twice during 2024. On average each meeting lasted approximately five hours. The Executive Committee as well as the divisional Heads of Science and Technology were present. External speakers also attended relevant parts of the meetings. The Committee reviewed key areas of the current Taste & Wellbeing (T&W) and Fragrance & Beauty (F&B) innovation programme, which included S&T research and as well as Digital projects across the Givaudan value chain.

The Board, in collaboration with the EC, has decided to dissolve the Innovation Committee effective March 2025. As innovation is central to the company strategy, it has been decided to elevate the tasks of the innovation committee to the full Board and the Board will expand its ordinary meetings accordingly. This will enable all members to fully leverage their diverse competencies. This approach will strengthen the alignment of investments and of our innovation activities with the Group's strategic priorities and emerging demand trends.

### 3.5.3 Work methods of the Board of Directors and its Committees

Board meetings are held periodically and also when matters require a meeting, or on

the written request of one of the members of the Board. Ordinary Board meetings are held on average once a quarter plus one additional ordinary Board meeting to approve the Annual Report. The Chairman, after consultation with the Chief Executive Officer, sets the agenda for each Board meeting. Decisions may also be taken by circulation (in writing, including by PDF sent by e-mail) or by telecommunication (including telephone and videoconference), provided that none of the Board members requests a formal meeting.

Meetings of Board Committees are usually held in connection with Board meetings, with additional meetings scheduled as required. The Board of

Directors receives regular reports from its Committees and the Chairman, as well as from the Executive Committee.

Minutes of Committee meetings are prepared by the secretary of the respective Committee and circulated to all Board members. In preparation for Board and committee meetings, the Board members involved receive pertinent information for pre-reading via a secure electronic document sharing system.

In 2024 the Givaudan Board of Directors held six regular meetings including one constitutive meeting directly following the general meeting of shareholders. In addition, the Board held two extraordinary



## Governance Report

Ensuring proper checks and balances

Group structure and shareholders

Capital structure

[Board of Directors](#)

Executive Committee

Compensation, shareholdings and loans

Shareholders' participation

Change of control and defence measures

Auditors

Information policy

Quiet periods

## Compensation Report

## Financial Report

## Alternative performance measures

meetings and passed three resolutions by circulation. One regular meeting was held by videoconference and five, including the constitutive meeting, were held in person at the Company's sites in Vernier and Kempththal, Switzerland and Mumbai, India. The ordinary meetings lasted for an average of one and a half day each, the constitutive meeting lasted for two hours.

Apart from the constitutive meeting directly following the general meeting of shareholders, the Company's operational and financial performance as well as ESG/sustainability and other relevant topics were presented by management and reviewed by the Board during each Board meeting. The Board was also informed about, and discussed all major business development and investment projects, management succession planning and compensation and other major business items as well as the findings of Internal Audit and risk management. The Chief Executive Officer, the Chief Financial Officer and the presidents of the two divisions were present at all ordinary meetings, except for the constitutive meeting and certain closed sessions. The other members of the Executive Committee attended five ordinary meetings. Selected senior managers were invited to address specific projects at ordinary Board meetings. The Head of Internal Audit and the Head of Environment, Health and Safety (EHS) each reported once to the Board of Directors. The Group Counsel & Integrity Officer provided regular

Board committees			
<p><b>Audit Committee</b> Victor Balli (Chair), Sophie Gasperment, Tom Knutzen, Roberto Guidetti</p> <ul style="list-style-type: none"> <li>› Assists the Board in its oversight responsibilities with respect to financial and non-financial reporting including on ESG matters</li> <li>› Ensures effectiveness and efficiency of internal control, risk management and compliance systems</li> <li>› Assesses and overviews the internal and external audit processes</li> </ul>	<p><b>Compensation Committee</b> Ingrid Deltenre (Chair), Victor Balli, Olivier Filliol</p> <ul style="list-style-type: none"> <li>› Reviews and recommends the compensation policies to the Board</li> <li>› Approves the remuneration for the Executive Committee, ensuring that the compensation strategy is aligned with the purpose goals and ambitions</li> <li>› Prepares the Compensation Report</li> </ul>	<p><b>Nomination and Governance Committee</b> Calvin Grieder (Chair), Ingrid Deltenre, Sophie Gasperment</p> <ul style="list-style-type: none"> <li>› Assists the Board in setting and reviewing principles of good corporate governance as part of its ESG requirements</li> <li>› Prepares appointments to the Board and the Executive Committee</li> </ul>	<p><b>Innovation Committee</b> Tom Knutzen (Chair), Calvin Grieder, Olivier Filliol</p> <ul style="list-style-type: none"> <li>› Assists the Board in scientific matters relating to the flavours, fragrances and cosmetics industry</li> <li>› Identifies opportunities, proposes and screens potential innovation partners, including innovation to advance sustainability and the nature pillar of the purpose ambitions</li> </ul>

updates to the Audit Committee on integrity issues and kept the Board informed about the regulatory investigation.

To ensure that the Board always remains able to exercise effective oversight and leadership of the Company, the Board conducts an annual self-assessment. The assessment starts with an anonymous survey of all Board members organised by the Board Secretary. The results of the survey are summarised by the Vice-Chairman and discussed by the full Board.

Any findings are addressed to ensure the continued effectiveness of the Board. In 2024 the Board conducted one annual self-assessment.

The Board also held continuous discussions of succession planning for itself and for the Executive Committee. Succession plans are prepared by the Chairman with the support of the Nomination and Governance Committee and discussed in the Committee and with the full Board in closed sessions. Professional executive search specialists

support searches of new members on the basis of specific selection criteria based on the evolving competency needs of the Company and in line with diversity considerations.

The attendance of Board members at Board and Committee meetings in 2024 as well as the average duration of the meetings can be seen in the table on page 16.



## Governance Report

Ensuring proper checks and balances

Group structure and shareholders

Capital structure

[Board of Directors](#)

Executive Committee

Compensation, shareholdings and loans

Shareholders' participation

Change of control and defence measures

Auditors

Information policy

Quiet periods

## Compensation Report

## Financial Report

## Alternative performance measures

### 3.6 Definition of areas of responsibility

The Board of Directors is responsible for the ultimate direction, strategic supervision and control of the management of the Company, as well as other matters which, by law, are under its responsibility. This includes the establishment of medium- and long-term purpose, strategies and of directives defining Company policies and the giving of the necessary instructions in areas such as acquisitions, major investments and long-term financial commitments exceeding certain thresholds. The Board of Directors has also the ultimate direction in all ESG matters of the Company.

In accordance with Swiss law, the Articles of Incorporation and the Organisational Regulation of Givaudan SA, the duties of the Board of Directors include the following matters:

- The ultimate management of the Company and, in particular, the establishment of medium- and long-term strategies and of directives defining Company policies and the giving of the necessary instructions.
- The establishment of the organisation.
- The approval of the annual Group budget.
- The structuring of the accounting system and of the financial controlling, as well as the financial planning.

- The assessment of the Company's risk management.
- The decision on investments in, or divestments of, fixed and tangible assets of a global amount exceeding the limit set by the corporate investment guidelines established by the Board of Directors.
- The appointment and removal of the persons entrusted with the management and representation of the Company, in particular the Chief Executive Officer and the other members of the Executive Committee.
- The ultimate supervision of the persons entrusted with the management, in particular with respect to compliance with the law, the Articles of Incorporation, regulations and instructions given in any areas relevant to the Company, such as working conditions, environmental protection, trade practices, competition rules, insider dealing and ad hoc publicity.
- The preparation of the annual business report, as well as the preparation of the Annual General Meeting of shareholders and the implementation of its resolutions.
- The notification of the court in case of insolvency.
- The decisions regarding the subsequent performance of contributions on shares not fully paid in.

- The ascertainment of share capital increases to the extent that these fall under the powers of the Board of Directors and resulting confirmations and modifications to the Articles of Incorporation.
- The verification of the special professional qualifications of the auditors.

Except as otherwise provided by Swiss law, the Articles of Incorporation and the Organisational Regulation of Givaudan SA, all other areas of management are fully delegated by the Board of Directors to the Chief Executive Officer, the Executive Committee and its members.

#### ↓ Download

[www.givaudan.com](http://www.givaudan.com) › Our company › Responsible business › Position statements, policies, rules, reports › [Board regulations of Givaudan](#)

### 3.7 Information and control instruments vis-à-vis the Executive Committee

#### Management information system

The Board ensures that it has sufficient information for appropriate decision-making through a management information system with wide-ranging information rights for the Board members. The Board recognises that in order to be able to carry out its tasks of ultimate direction of the Company and supervision of the management, it needs to be fully informed about all matters that materially impact Givaudan. To ensure this, the Board has at its disposal an information

and control system which comprises the following instruments:

- The Chairman of the Board receives invitations and minutes of Executive Committee meetings on a regular basis and the Chief Executive Officer and the Chief Financial Officer report regularly to the Chairman of the Board of Directors.
- The Chief Executive Officer, the Chief Financial Officer and the presidents of the two business activities are present and report at all regular Board meetings and answer all requests for information by the Board members about any matter concerning Givaudan that is transacted. Other members of the Executive Committee and selected senior managers are regularly invited to address specific projects at regular Board meetings. All members of the Executive Committee have a duty to provide information at meetings of the Board of Directors on request.
- The Head of Internal Audit and the Group Counsel and Integrity Officer report to the Board once a year. The Board also receives annual reports on Environment, Health and Safety, Sustainability and Risk Management.



## Governance Report

Ensuring proper checks and balances

Group structure and shareholders

Capital structure

[Board of Directors](#)

Executive Committee

Compensation, shareholdings and loans

Shareholders' participation

Change of control and defence measures

Auditors

Information policy

Quiet periods

## Compensation Report

## Financial Report

## Alternative performance measures

- The Head of Internal Audit and the Group Counsel and Integrity Officer are present and report at each meeting of the Audit Committee. The Chief Financial Officer is also present at all meetings of the Audit Committee, as are the external financial auditors for relevant sections of the meetings. Additionally, the external non-financial auditors present their assurance work, including planning and outcomes, to the Audit Committee twice per year. The Chairman also attends the meetings of the Audit Committee as a regular guest.
- The Board of Directors visits at least one Givaudan country operation per year conditions permitting, where Board members meet members of senior local management. Additionally, Board members are encouraged to visit country operations when travelling and to meet local and regional senior management to allow Board members the opportunity of getting first-hand information on local and regional developments and interacting directly with management across the globe.
- The Board has meetings with the Chief Executive Officer, Chief Financial Officer and the other members of the Executive Committee. Any Board member may request from the Chief Executive Officer and other members of the Executive Committee information concerning the course of the business.
- The Board of Directors receives summarised monthly reports from the Executive Committee, which include performance against key indicators.
- All Board members are immediately informed on extraordinary events. In addition, the Board members receive relevant information, including media releases and information to investors and financial analysts.

## Risk management

Givaudan has established an internal risk management process that is based on the Givaudan Enterprise Risk Management (ERM) Charter. It focuses on identifying and managing/exploiting risks and opportunities in all areas of strategic, operational, financial, regulatory, legal and compliance risks including those linked to climate change.

The Board of Directors defines the strategic risk management framework. This process is under the responsibility of the Executive Committee. The risk management process follows a structured assessment, review and reporting cycle that is coordinated by ERM to ensure a harmonised approach.

For each identified strategic top-level Company risk a member of the Executive Committee is designated as the risk owner with the responsibility to manage the risk on a Group-wide basis. Once a year the Executive Committee reports to the Board on the risk management process, the strategic risks and the mitigation actions. Individual risks are also regularly discussed in Board meetings. Corporate Internal Audit provides assurance on the effectiveness of the risk management process.

### Read more

Detailed information on how we manage risks and opportunities › 2024 Integrated Report on economic and ESG performance › Managing our risks › pp50–70

## Internal audit

The Internal Audit function is established as an independent and objective function reporting directly to the Audit Committee.

The mission of Internal Audit is to enhance and protect organisational value by providing risk based and independent assurance, advice and insight. The objective of the audit is to confirm that key risks are adequately controlled, and that underlying processes are functioning as intended and adhered to.

Givaudan corporate strategy, risk management findings, past audit results, management input and changes in the organisation are the elements taken into account to build the annual internal audit plan. Reporting, accountability assignment of audit observations, and regular follow-up ensure the implementation of the audit recommendation as well as the related risk reduction. The individual audits are supervised and conducted by Givaudan internal auditors and dedicated staff from the third party contractor Ernst & Young or other assurance firms. Internal Audit applies best professional and ethical practices, such as the International Professional Practices Framework ('IPPF') issued by the Institute of Internal Auditors. The internal audit activity is reported to the full Board of Directors once a year.

# Executive Committee



## Governance Report

Ensuring proper checks and balances

Group structure and shareholders

Capital structure

Board of Directors

**Executive Committee**

Compensation, shareholdings and loans

Shareholders' participation

Change of control and defence measures

Auditors

Information policy

Quiet periods

## Compensation Report

## Financial Report

## Alternative performance measures

The Executive Committee, under the leadership of the Chief Executive Officer, is responsible for all areas of operational management of the Company that are not specifically reserved to the Board of Directors.

The Chief Executive Officer is appointed by the Board of Directors upon recommendation of the Nomination Committee. Subject to the powers attributed to him, he has the task of achieving the strategic objectives of the Company (including the purpose ambitions) and determining the operational priorities. In addition, he leads, supervises and coordinates the other members of the Executive Committee, including convening, preparing and chairing the meetings of the Executive Committee. The CEO and the Executive Committee are also tasked with driving the company's growth through acquisitions, ensuring alignment with the Company's long-term strategy.

The members of the Executive Committee are appointed by the Board of Directors on recommendation of the Chief Executive Officer after evaluation by the Nomination Committee. The Executive Committee is responsible for developing the Company's strategic as well as long-term business, financial and ESG plans. Key areas of responsibility also include the management and supervision of all areas of the business development on an operational basis, and approving investment decisions.



1. Simon Halle-Smith
2. Willem Mutsaerts
3. Gilles Andrier
4. Stewart Harris
5. Anne Tayac
6. Maurizio Volpi
7. Louie D'Amico

The tasks and powers of the Executive Committee include the approval of investments, leasing agreements and divestments within the corporate investment guidelines. The Executive Committee approves important business projects, prepares the business plan of the Company and the budgets of the individual divisions and functions.

In addition, it plays a key role in the periodic review of the talent management programme, including succession planning for key positions. Alliances and partnerships with outside institutions, such as universities, think tanks and other business partners, are also monitored by the Executive Committee.

The members of the Executive Committee are individually responsible for the business areas assigned to them.

The Executive Committee meets generally on a monthly basis to discuss general Company business and strategy. In 2024 the Executive Committee held twelve regular meetings. All meetings were held in person, seven in Switzerland and the others were held in France, the UK, China, and the USA. In general, meetings lasted two days.



## Governance Report

Ensuring proper checks and balances

Group structure and shareholders

Capital structure

Board of Directors

[Executive Committee](#)

Compensation, shareholdings and loans

Shareholders' participation

Change of control and defence measures

Auditors

Information policy

Quiet periods

## Compensation Report

## Financial Report

## Alternative performance measures

## Sustainability

The Executive Committee is accountable for achieving our Purpose and Sustainability ambitions. Topics related to these ambitions form part of the regular Executive Committee meeting agenda in addition to dedicated sessions – held twice a year – for reviewing the overall progress and strategic direction of our purpose/sustainability ambitions.

The Global Head of Procurement and Sustainability is the Executive Committee member responsible for sustainability in particular. He leads the Sustainability Leadership Team (SLT), which is made up of internal specialists. The SLT supports the organisation in reaching relevant goals, working closely with Division and functional leaders and managers, and meets on a regular basis to review progress and agree key recommendations for the Executive Committee.

The Company has 'opted in' to the sustainability reporting in accordance with an internationally recognised standard by informing SIX Exchange Regulation in accordance with Art. 9 DCG in conjunction with Art. 9 Point 2.03 DRRO on 9 November 2023.

### Read more

On our sustainability governance > 2024 Integrated Report on economic and ESG performance > [p.158](#)

## 4.1 Members of the Executive Committee

At 31 December 2024, the following were members of the Executive Committee:

### Gilles Andrier

#### Chief Executive Officer

– French national

– Born in 1961

– Appointed in 2005

Gilles Andrier spent the first part of his career with Accenture in management consulting before joining Givaudan in 1993 as Fragrance Division Controller and Assistant to the Chief Executive Officer. He later held various positions including Head of Fragrance Operations in the USA and Head of Consumer Products in Europe. He was appointed Head of Fine Fragrances, Europe in 2001 before becoming Global Head of Fine Fragrances in 2003 and then CEO of Givaudan in 2005.

Other mandates held by Gilles Andrier: independent non-executive Director of Maus Frères SA.

Gilles Andrier graduated with two Masters in Engineering from ENSEEIH Toulouse.

### Stewart Harris

#### Chief Financial Officer

– British national

– Born in 1969

– Appointed in 2024

Stewart Harris joined Givaudan as Group Treasurer in 2009 following a successful career at DSM Nutritional Products and Roche. He has over 30 years of experience in corporate and regional Finance management, including financial reporting, compliance and risk management, planning and management of business development activities. In 2012 he took over the additional responsibility for the tax and insurance activities of the Group, before being appointed as the Head of Corporate Finance and Business Development in 2017. Stewart Harris has also led the Company's strategy process and M&A activities since 2017 and was appointed Chief Financial Officer effective 1 August 2024.

Other mandates held by Stewart Harris: Chairman of Loonawell AG, a Zurich-based start-up in the Ultra Premium Pet Nutrition market.

Stewart graduated from a KPMG accountancy traineeship in Glasgow, UK and subsequently qualified as a fellow of the Chartered Association of Certified Accountants.

### Louie D'Amico

#### President Taste & Wellbeing

– US national

– Born in 1961

– Appointed in 2018

Louie D'Amico began his career with Givaudan in sales as key account manager with Fries and Fries. On the merger with Givaudan Roure in 1997, he became the Head of the North America Sweet Goods business unit and later the North America Savoury business unit. In 2003, he relocated to Europe as Head of International Key Account Management and then Head of the Global Beverage business unit. In 2006, Louie D'Amico became Commercial Head of EAME. In 2010, he relocated back to the USA as Head of Flavours Americas. Effective 1 April 2018, he was appointed President of Taste & Wellbeing and a member of the Executive Committee.

Louie D'Amico has a BSc in chemistry from Michigan State University. He has over 35 years of experience in the flavour industry. He served as the former President and is a current Board Member of the International Organization of the Flavour Industry (IOFI) and was the former President and a Board Member of the Flavors and Extract Manufacturing Association (FEMA).



## Governance Report

Ensuring proper checks and balances

Group structure and shareholders

Capital structure

Board of Directors

Executive Committee

Compensation, shareholdings and loans

Shareholders' participation

Change of control and defence measures

Auditors

Information policy

Quiet periods

## Compensation Report

## Financial Report

## Alternative performance measures

### Maurizio Volpi

#### President Fragrance & Beauty

– Italian national

– Born in 1969

– Appointed in 2015

Maurizio Volpi began his career in consumer goods with P&G and Reckitt Benckiser in Italy, working in various marketing roles. In 2000, he joined Givaudan Italy as Account Manager in Milan before moving to Argenteuil in 2003 as Head of Marketing Consumer Products Europe. Maurizio Volpi subsequently took on roles of increasing responsibility at the global level: Head of Global Marketing Consumer Products, Head of Global Marketing and Consumer Market Research for both Consumer Products and Fine Fragrances, and World Account Manager for Unilever. He was appointed Regional Head of Western and Eastern Europe (WEE) for the Consumer Products business in 2012 and in 2015 became President of Givaudan Fragrance & Beauty.

Other mandates held are: Vice chair and member of the Executive Committee of the International Fragrance Association and member of the Executive Committee and of the Board of the Research Institute for Fragrance Materials.

Maurizio Volpi holds a degree in Economics from the Bocconi University in Milan, Italy.

### Simon Halle-Smith

#### Head of Global Human Resources and EHS

– British national

– Born in 1966

– Appointed in 2015

Simon Halle-Smith began his career in the pharmaceutical industry in 1991. He worked with Eli Lilly & Company in the UK in Clinical Trial Project Management, Sales and Human Resources. In 2004, he joined Quest as HR Director for the UK, before being appointed European HR Director in 2005. When Quest was acquired by Givaudan in 2007, he continued as European HR Director before being appointed Head of HR for the Fragrance Division in 2009. In 2015, Simon Halle-Smith became Head of Global Human Resources and a member of the Executive Committee. He took on the additional responsibility for Environment, Health and Safety (EHS) as of March 2017.

Other mandates held: Director of Geranium Management Ltd., United Kingdom.

Simon Halle-Smith has a Bachelors in Biology and Chemistry and a PhD in Biochemistry from the University of East Anglia in the UK.

### Willem Mutsaerts

#### Head of Global Procurement and Sustainability

– Dutch national

– Born in 1962

– Appointed in 2015

Willem Mutsaerts joined Givaudan in 1989, initially with responsibility for sales in Benelux. He moved on to become Regional Account Manager for the APAC region in Singapore before being appointed Head of Global Purchasing for Fragrances. In 2001, he took commercial responsibility for Fragrance consumer products in the EAME region, and in 2007 was appointed Head of Global Operations Fragrances.

Willem Mutsaerts became Head of Global Procurement and a member of the Executive Committee in October 2015. As of March 2017, he took on the additional responsibility of head of Givaudan's Sustainability programme.

Willem Mutsaerts has a degree in international marketing and is the holder of an MBA obtained at Golden Gate University in Singapore, and postgraduate certified in Sustainable Business by the University of Cambridge.

### Anne Tayac

#### Head of Givaudan Business Solutions

– French national

– Born in 1968

– Appointed in 2016

Anne Tayac began her career as a Quality Assurance coordinator with Robertet in Grasse. She joined Givaudan France in 1996 as Head of Quality Management before being promoted to Global Head of Fragrance Quality Management in 1998. Anne Tayac relocated to Vernier in 2003 where she assumed roles of increasing responsibility in Quality Management, Customer Care, SAP deployment change management, Fragrance and Flavour Supply Chain Excellence and was most recently responsible for leading Global Fragrance Operations. She was appointed as Head of Givaudan Business Solutions and a member of the Executive Committee in August 2016 to lead our shared service centers, our Centre of Excellence and drive our IT strategy.

Anne Tayac has a Master in Flavours and Fragrances from Sciences University in Le Havre, France and in Analytical Control and Quality from Sciences University in Marseille, France.



## Governance Report

Ensuring proper checks and balances

Group structure and shareholders

Capital structure

Board of Directors

**Executive Committee**

Compensation, shareholdings and loans

Shareholders' participation

Change of control and defence measures

Auditors

Information policy

Quiet periods

## Compensation Report

## Financial Report

## Alternative performance measures

### 4.2 Other activities and vested interests

Please refer to the biographies of the members of the Executive Committee described in section 4.1 for their other activities and vested interests. Except for those described in section 4.1, no member of the Executive Committee of Givaudan SA holds any material permanent board, management or consultancy functions for significant domestic or foreign interest groups nor any significant official functions or political posts.

### 4.3 Number of permitted activities

Pursuant to art. 626 alinea. 2 point 1 of the Swiss Code of Obligations the Articles of Incorporation need to specify the number of permitted activities for Board and Executive Committee members. Article 32 of the Articles of Incorporation of the Company permits the following external mandates for members of the Executive Committee:

- Members of the Executive Committee may, subject to approval by the Board of Directors, hold up to two mandates in quoted or non-quoted companies.
- The following mandates are not subject to these limitations:
  - mandates in companies which are controlled by Givaudan SA

- mandates held by order and on behalf of the corporation or any controlled company. No member of the Board of Directors or of the Executive Committee shall hold more than ten such mandates
- mandates in associations, foundations, charitable organisations, trusts, employee welfare foundations and other comparable structures. No member of the Board of Directors or of the Executive Committee shall hold more than 15 such mandates.

‘Mandates’ mean mandates in the supreme governing body of a legal entity which is required to be registered in the Swiss commercial register or a corresponding foreign register. Mandates in different legal entities which are under joint control are deemed one mandate.

#### ↓ Download

[www.givaudan.com](http://www.givaudan.com) › Our company › Responsible business › Position statements, policies, rules, reports › [Articles of incorporation](#)

### 4.4 Management contracts

The Company has not entered into any management contracts with third parties that fall within the scope of Subsection 4.4 of the SIX Directive on Information Relating to Corporate Governance.



# Compensation, shareholdings and loans



## Governance Report

Ensuring proper checks  
and balances

Group structure and  
shareholders

Capital structure

Board of Directors

Executive Committee

[Compensation,  
shareholdings and loans](#)

Shareholders' participation

Change of control and  
defence measures

Auditors

Information policy

Quiet periods

---

## Compensation Report

---

## Financial Report

---

## Alternative performance measures

In accordance with the Swiss Code of Obligations and the SIX Directive on Corporate Governance, Givaudan publishes the details of the remuneration of its Board of Directors and its Executive Committee in the Integrated Report on economic and ESG performance, as well as the Compensation Report and the Financial Report.



## Governance Report

Ensuring proper checks and balances

Group structure and shareholders

Capital structure

Board of Directors

Executive Committee

Compensation, shareholdings and loans

[Shareholders' participation](#)

Change of control and defence measures

Auditors

Information policy

Quiet periods

## Compensation Report

## Financial Report

## Alternative performance measures

# Shareholders' participation

## 6.1 Voting rights restrictions and representation

### 6.1.1 Rules in the articles of incorporation on restrictions to voting rights, along with an indication of group clauses and rules on granting exceptions, as well as exceptions actually granted during the year under review

At the Annual General Meeting of shareholders on 20 March 2014, the previously existing registration and voting rights restrictions were removed. Today, the Company has no limitations on voting rights for ordinary shareholders.

For restrictions on nominee shareholders, see section 2.6.3.

### 6.1.3 Reasons for granting exceptions in the year under review

Not applicable as the Company does not have any voting rights restrictions for ordinary shareholders.

### 6.1.4 Procedure and conditions for abolishing statutory voting rights restrictions as laid down in the articles of incorporation

Any change in the above rules requires a positive vote of the absolute majority of the share votes represented at a shareholders' meeting, as prescribed by Swiss law.

### 6.1.5 Rules in the articles of incorporation on participation in the general meeting of shareholders, if they differ from the statutory legal provisions

There are no deviations from the Swiss legal provisions.

Any shareholder who, on the day determined by the Board of Directors, is registered as a shareholder with voting rights has the right to attend and to vote at the shareholders' meeting. Each shareholder may be represented at the shareholders' meeting by another shareholder or by any other proxy who need not be a shareholder who is authorised by a written proxy, by a legal representative or by the independent voting rights representative ('independent proxy') elected by the Annual General Meeting of shareholders.

### 6.1.6 Information on any rules which might be laid down in the articles of Incorporation on the issue of instructions to the independent proxy, and any rules in the articles of Incorporation on the electronic participation in the general meeting of shareholders

Article 10 of the Articles of Incorporation of the Company states that the Board of Directors establishes the rules on shareholder participation and representation in the shareholders' meeting, including the rules on proxies and voting instructions (by electronic means or otherwise).

The Board of directors may provide that a shareholders meeting may be held by electronic means without a physical venue.

## 6.2 Quorums required by the articles of incorporation

The Articles of Incorporation of Givaudan SA follow the majority rules prescribed by Swiss law for decisions of general meetings of shareholders.

## 6.3 Convocation of the general meeting of shareholders

The convocation of shareholders registered with voting rights to general shareholders' meetings is made by publication in the Swiss official trade journal (SHAB/FOSC) at least 20 days prior to the day of the meeting. Shareholders representing at least 5% of the share capital or the votes may demand in writing that a shareholders' meeting be convened, setting forth the items to be included on the agenda and the proposals.

## 6.4 Inclusion of items on the agenda

Shareholders representing shares for a nominal value of at least 0.5% of the share capital or the votes may demand in writing at least 45 days before the meeting that an item be included in the agenda and that proposals pertaining to items on the agenda be included in the notice convening the shareholders' meeting, setting forth the item and the proposal.

## 6.5 Entries in the share register

Shareholders will be registered with a right to vote in the share register of Givaudan SA until the record date set by the Board of Directors for each shareholders' meeting.

The register date for the ordinary general meeting is specified in the invitation and is set approximately two weeks before the meeting. Only shareholders who hold shares registered in the share register with a right to vote at a certain date, or their representatives, are entitled to vote.

Givaudan SA has not granted any exceptions to this rule.

# Change of control and defence measures



## Governance Report

Ensuring proper checks  
and balances

Group structure and  
shareholders

Capital structure

Board of Directors

Executive Committee

Compensation,  
shareholdings and loans

Shareholders' participation

[Change of control and  
defence measures](#)

Auditors

Information policy

Quiet periods

---

## Compensation Report

---

## Financial Report

---

## Alternative performance measures

### 7.1 Duty to make an offer

The Articles of Incorporation of Givaudan SA do not contain any rules on opting out or opting up under Swiss law.

General Swiss legal provisions apply, which provide that anyone who acquires more than 33.3% of the voting rights of a listed company is required to make a public offer to acquire all listed securities of the Company that are listed for trading on the SIX Swiss Exchange.

### 7.2 Clauses on changes of control

In the event of a change of control, restricted share units (RSUs) and performance shares granted, as the case may be, by the Company to members of the Board of Directors and to a total of 489 senior management and employees may vest immediately. The Company does not have any other defence measures against change of control situations.

# Auditors



## Governance Report

Ensuring proper checks and balances

Group structure and shareholders

Capital structure

Board of Directors

Executive Committee

Compensation, shareholdings and loans

Shareholders' participation

Change of control and defence measures

[Auditors](#)

Information policy

Quiet periods

## Compensation Report

## Financial Report

## Alternative performance measures

### 8.1 Duration of the mandate and term of office of the lead auditor

**8.1.1 Date of assumption of the current audit mandate**  
At the Annual General Meeting of shareholders on 23 March 2023, KPMG AG was appointed as Group and statutory auditor of Givaudan SA and its affiliates.

#### 8.1.2 Date on which the lead auditor responsible for the current audit mandate took up office

On 23 March 2023, Ms H el ene Beguin, Partner took up office as responsible lead auditor for the Givaudan audit at KPMG AG.

### 8.2 Auditing fees

The fees of KPMG for professional services related to the audit of the Group's annual accounts for the year 2024 were CHF 3.8 million. This amount includes fees for the audit of Givaudan SA, its subsidiaries, and of the consolidated financial statements.

### 8.3 Additional fees

In addition, for the year 2024, KPMG rendered tax and compliance related services for a total of CHF 0.1 million.

### 8.4 Informational instruments pertaining to the external audit

The external auditor presents the outcome of the audit directly to the Audit Committee after the end of each reporting year.

The Audit Committee conducts an assessment of the audit services provided by KPMG during its regular meetings to evaluate the performance of KPMG as external auditors. For each meeting the external auditors prepare a report in which they comment on their activities and are available for particular questions raised by the Audit Committee. In addition, the Board of Directors meets with the external auditor as well at least once per year.

Furthermore, the Audit Committee reviews and approves the compensation and evaluates and approves other services provided by the external auditor. The Audit Committee and the Board reconsider on an annual basis whether the statutory auditors should be proposed for re-election to the shareholders' meeting.

The scope of the audit is defined in an engagement letter signed by the Chairman of the Audit Committee and the Chief Financial Officer.

# Information policy



## Governance Report

Ensuring proper checks and balances

Group structure and shareholders

Capital structure

Board of Directors

Executive Committee

Compensation, shareholdings and loans

Shareholders' participation

Change of control and defence measures

Auditors

[Information policy](#)

Quiet periods

## Compensation Report

## Financial Report

## Alternative performance measures

Givaudan's Principles of Disclosure and Transparency are described in detail at:

[www.givaudan.com > Our company > Responsible business > Position statements, policies, rules, reports > Articles of incorporation](#)

Givaudan's Articles of Incorporation can be found at:

[www.givaudan.com > Our company > Responsible business > Position statements, policies, rules, reports > Articles of incorporation](#)

Hard copies of Company publications such as the Integrated Report on economic and ESG performance are available on request. Corporate publications such as the Integrated Report and the Half Year Report can also be downloaded from Givaudan's website at:

[www.givaudan.com > Investors > Financial results > Results centre](#)

Quarterly sales information and other media releases can be found at:

[www.givaudan.com > Investors > Financial results > Results centre](#)

All relevant information can also be found at:

[www.six-swiss-exchange.com > Market data > Shares > Share explorer](#)

The complete calendar of events is available at:

[www.givaudan.com > Investors > Investor events > Events calendar](#)

For further information please contact:

Claudia Pedretti, Head of Givaudan Media and Investor Relations

Chemin de la Parfumerie 5, 1214 Vernier, Switzerland

T +41 52 354 0132

E [givaudan.investors@givaudan.com](mailto:givaudan.investors@givaudan.com)

# Quiet periods



## Governance Report

Ensuring proper checks and balances

Group structure and shareholders

Capital structure

Board of Directors

Executive Committee

Compensation, shareholdings and loans

Shareholders' participation

Change of control and defence measures

Auditors

Information policy

[Quiet periods](#)

## Compensation Report

## Financial Report

## Alternative performance measures

To prevent transactions in Givaudan shares and related securities at times where non-public price sensitive facts (as defined under art. 53 Listing Rules) may be available with respect to Givaudan's financials, the Company has enacted blackout periods during which the members of the Board of Directors of the Company, the members of the Executive Committee and all Givaudan employees worldwide are prohibited from dealing in Givaudan shares and related securities.

The blackout periods extend as follow:

- Annual Report and Half Year Report: Blackout periods start 10 trading days before the end of the reporting period concerned and last until close of business on the first trading day following the publication of the report.
- Quarterly sales: Blackout periods start 5 trading days before the end of the reporting period concerned and last until close of business on the first trading day following the publication of the report.

- Blackout periods are without prejudice to the obligation of the members of the Board of Directors of the Company, the members of the Executive Committee and all Givaudan employees worldwide to refrain from dealing in Givaudan shares and related securities at any other times when in possession of price sensitive facts (as defined under art. 53 Listing Rules) relating to Givaudan.



## Governance Report

---

### Compensation Report

Reflecting business and individual performance

- Compensation governance
- Compensation principles
- Compensation of Givaudan executives
- Compensation of the Executive Committee
- Compensation of the Board of Directors
- Share ownership
- External mandates
- Statutory Auditor's Report

---

## Financial Report

---

Alternative performance measures

# Compensation Report

# Reflecting business and individual performance



## Governance Report

### Compensation Report

Reflecting business and  
individual performance

- Compensation governance
- Compensation principles
- Compensation of Givaudan executives
- Compensation of the Executive Committee
- Compensation of the Board of Directors
- Share ownership
- External mandates
- Statutory Auditor's Report

## Financial Report

### Alternative performance measures

Givaudan owes its success to a diverse pool of highly engaged and talented people. The Company's compensation policies are an essential component of its employee value proposition and a key driver of both individual and business performance.

Compensation programmes reflect the performance of the business and of individuals and are aligned with the ambition of ensuring that Givaudan is a place where everyone feels welcome, valued and inspired. Rigorous governance, policies and processes to ensure that compensation practices are aligned with Givaudan's principles of integrity, fairness and transparency.

This report on compensation, complementing the integrated report, has been prepared in compliance with the Article 734 of the Swiss Obligations Law and with the Directive on Information relating to Corporate Governance, issued by the SIX Swiss Exchange. The report also comprises information required under the Swiss Code of Obligations and takes into account the recommendations set out in the Swiss Code of Best Practice for Corporate Governance of Economiesuisse.





## Governance Report

### Compensation Report

Reflecting business and individual performance

#### Compensation governance

Compensation principles

Compensation of Givaudan executives

Compensation of the Executive Committee

Compensation of the Board of Directors

Share ownership

External mandates

Statutory Auditor's Report

## Financial Report

### Alternative performance measures

# Compensation governance

## 1.1 Compensation Committee

The Compensation Committee supports the Board of Directors (Board) in establishing and reviewing compensation policies. It regularly reviews Company-wide programmes in regard to base salary, pension and benefit plans. The Compensation Committee also annually reviews and recommends the performance targets and related payouts under the annual incentives and share-based long-term incentives for approval by the Board.

The Compensation Committee is also responsible for reviewing and approving individual compensation and benefits of each Executive Committee member except the Chief Executive Officer (CEO), as well as recommending compensation and benefits for the CEO and the Board.

The Compensation Committee consists of three independent members of the Board and is chaired by Ingrid Deltenre. The CEO is regularly invited to Compensation

Committee meetings. The Head of Global Human Resources acts as secretary of the Compensation Committee. The Chairman of the Compensation Committee may invite other executives as appropriate. However, executives do not participate in discussions regarding their own compensation.

The Compensation Committee meets four to five times a year and informs the Board of its deliberations, recommendations and resolutions after each meeting. The minutes

of the meetings are available to the full Board. The Committee utilises independent external consultants to benchmark the compensation of senior management and the Board.

Table I, below, summarises the Compensation Committee standing agenda items and approvals under the Charter.

### I. COMPENSATION COMMITTEE STANDING AGENDA ITEMS AND APPROVAL

Timing	Agenda items	Proposed <sup>1</sup>	Consultation	Approved
<b>Beginning of year</b>	Compensation report	Compensation Committee		Board of Directors <sup>3</sup>
	Prior year annual incentive achievement and aggregate payments to the Executive Committee	Compensation Committee		Board of Directors <sup>3</sup>
	Set current year performance targets	Compensation Committee		Board of Directors
	Long-term incentive award allocation to Executive Committee	Compensation Committee		Board of Directors
	Maximum amounts for shareholder voting on Executive Committee and Board compensation	Compensation Committee		Board of Directors (preliminary) <sup>3</sup>
<b>Mid-year / end of year</b>	Long-term incentive achievement against targets	Compensation Committee		Board of Directors
	Compensation of the Executive Committee, excluding CEO	CEO <sup>2</sup>		Compensation Committee <sup>3</sup>
	Compensation of the Board of Directors and CEO	Compensation Committee		Board of Directors <sup>3</sup>
	Changes to compensation system (if any)	Compensation Committee	Chairman	Board of Directors
	Preview of key items for next year	CEO / Compensation Committee		–

1. CEO compensation proposed by Chairman of the Compensation Committee.

2. Individual concerned does not attend/abstains.

3. Subject to shareholders' vote (binding vote on maximum compensation amounts and prior year annual consultative vote on Compensation report).



## Governance Report

### Compensation Report

Reflecting business and individual performance

#### Compensation governance

Compensation principles

Compensation of Givaudan executives

Compensation of the Executive Committee

Compensation of the Board of Directors

Share ownership

External mandates

Statutory Auditor's Report

## Financial Report

### Alternative performance measures

## 1.2 Specific activities in 2024

### Equal pay certification

As part of its commitment to being recognised as a leading employer for inclusion, in addition to the Equal Pay Certifications obtained for Switzerland, Singapore, Mexico, Spain, Hungary, France, Argentina, Netherlands and USA, Givaudan has obtained Equal Pay Certification in a further seven countries in 2024: Brazil, India, Indonesia, UK, Germany, UAE and South Africa. This represents more than 80% of Givaudan's workforce. The Fair-ON-Pay certificate was received following an external review by SGS.

### Living wage assessment

We continue to demonstrate our commitment to paying a living wage to all our employees. Based on our living wage assessment conducted in 2023 and 2024 using the Fair Wage Network methodology, we pay a living wage.

## 1.3 Governance rules

The Articles of Incorporation of Givaudan include rules on the principles applicable to performance-related pay and to the allocation of equity securities, convertible rights and options (Arts. 23–25), additional amounts for payments to Executive Committee members appointed after the vote on pay at the shareholders' meeting (Art. 27), loans, credit facilities and post-employment benefits for the EC and Board (Arts. 30 and 31) and the vote on pay at the shareholders' meeting (Art. 26).

#### Download

[www.givaudan.com](https://www.givaudan.com) › Our company › Responsible business › Position statements, policies, rules, reports › [Articles of incorporation](#)

In line with Givaudan's Articles of Incorporation, the Board will submit the following maximum aggregate amounts for shareholder approval at the 2025 Annual General Meeting:

- Compensation of the Board for the period until the 2026 ordinary shareholders' meeting.

- Short-term variable compensation of the Executive Committee for the 2024 fiscal year (Executive Committee retrospective vote).
- Fixed and long-term variable compensation of the Executive Committee for the 2025 fiscal year (Executive Committee prospective vote).

The calculation approach to be applied for determining the amounts to be approved by shareholders is aligned with the Compensation report valuation methodologies. Full details of the amounts to be submitted for approval will be included in the shareholders' meeting invitation.

Givaudan will also submit the 2024 Compensation report to a consultative vote at the 2025 Annual General Meeting.



## Governance Report

### Compensation Report

Reflecting business and individual performance  
Compensation governance  
**Compensation principles**  
Compensation of Givaudan executives  
Compensation of the Executive Committee  
Compensation of the Board of Directors  
Share ownership  
External mandates  
Statutory Auditor's Report

## Financial Report

### Alternative performance measures

# Compensation principles

## 2.1 Board of Directors

In order to reinforce their independence in exercising their supervisory duties, members of the Board receive fixed compensation only. They are not eligible to any performance-based compensation and are not insured in the Company pension plans.

The Board compensation is paid in cash and in the form of Restricted Share Units (RSUs). RSUs are a right to receive shares of Givaudan after a three-year blocking period. They link the compensation with the share price evolution of the Company and strengthen the alignment with shareholders' interests.

## 2.2 Executives and employees

The ability to attract, motivate and retain the right talented employees globally is key to the continued success of Givaudan. Our competitive remuneration policy supports this ambition and is based on the following principles:

- Pay for performance: through our variable pay plans, employees participate in the Company's overall success and are rewarded for their contribution to business results.
- Alignment of interests: Givaudan seeks to align management and shareholders' interests by rewarding long-term value creation through share-based programmes.

- External competitiveness: overall compensation positioning should enable Givaudan to attract and retain highly talented individuals critical to its success.

- Internal consistency and fairness: internal pay scales reflect job level, function and geographic market.

Givaudan's total compensation in 2024 is composed of the following elements:

- Base salary: base salaries are regularly benchmarked in each location and pay scales are reviewed annually according to local market evolution. As a general rule, pay scales are built around market median.

- Profit Sharing Plan: non-management employees participate in the global Profit Sharing Plan. Payouts are based on yearly evolution of Group EBITDA.

- Annual Incentive Plan: this plan covers all managers and executives globally. It rewards participants for the achievement of financial targets and other organisational and individual objectives. Depending on the achievement of performance criteria, payouts can vary between 0% and 200% of target payout.

- Performance Share Plan: this plan links executives and selected manager compensation to the evolution of the Givaudan share price and long-term business objectives through the award of performance shares. Depending on the achievement of performance criteria,

participants may receive between zero and two Givaudan shares per performance share at the end of the three-year vesting period.

- Benefits (indirect compensation): benefit plans seek to address current and future security needs of employees. These generally include retirement, health, death and disability benefits. Benefits-in-kind such as Company vehicles are offered to certain employees according to local market practice.

As illustrated in table II below, every Givaudan employee's remuneration is linked to Company performance through cash-based and/or share-based variable pay plans and is aligned with Givaudan's compensation principles.

## II. GIVAUDAN COMPENSATION

Compensation	Base salary	Profit Sharing Plan	Annual Incentive Plan <sup>1</sup>	Performance Share Plan <sup>1</sup>	Benefits
<b>Participants (number of participants)</b>	All employees (17,000)	Non-management employees (11,000)	Managers and executives (6,000)	Executives and selected managers (500)	All employees (17,000)
<b>Payout</b>	Cash	Cash	Cash	Givaudan shares <sup>2</sup>	Insurances, pension, fringe benefits
<b>Link to compensation principles</b>	Attract and retain highly talented individuals. Provides internal consistency and fairness	Contribution to Group financial objectives	Contribution to Group financial objectives	Alignment of management with long-term targets and shareholders' interests	Protection against risk, attract and retain
<b>Alignment with the 2025 strategy</b>	Nurture a pipeline of industry experts and future leaders to develop skills for sustained success	Reward our people to share in Group profit	Achieve annual organic sales growth and EBITDA target and individual performance objectives	Achieve long-term organic sales growth and free cash flow targets, as well as people and nature ambitions linked to the Givaudan purpose	Same as base salary

1. The Annual Incentive Plan and Performance Share Plan are described in more detail in the next sections.

2. Unless local laws prevent allocation of Givaudan shares, in which case payout is in cash.

# Compensation of Givaudan executives



## Governance Report

### Compensation Report

Reflecting business and individual performance  
 Compensation governance  
 Compensation principles  
 Compensation of Givaudan executives  
 Compensation of the Executive Committee  
 Compensation of the Board of Directors  
 Share ownership  
 External mandates  
 Statutory Auditor's Report

## Financial Report

### Alternative performance measures

### 3.1 Compensation benchmarking

The compensation of Givaudan executives, in terms of both structure and level, is regularly benchmarked against individuals in similar positions within selected listed Swiss companies (members of the Swiss Leader Index, or SLI) as well as European companies that are comparable in size and international presence. Comparable European companies included in our benchmarking may be selected from the following industries (Specific companies used for benchmarking of Executive Committee positions are disclosed in section 4.1 page 41):

- Flavour and fragrance
- Consumer products
- Food and beverage
- Speciality chemicals
- Biotechnology
- Ingredients.

To the extent that the median size of the peer group of companies differs from Givaudan's size (taking into account revenue and market capitalisation), regression techniques are applied to adjust raw survey results for strict comparability.

### 3.2 Compensation mix

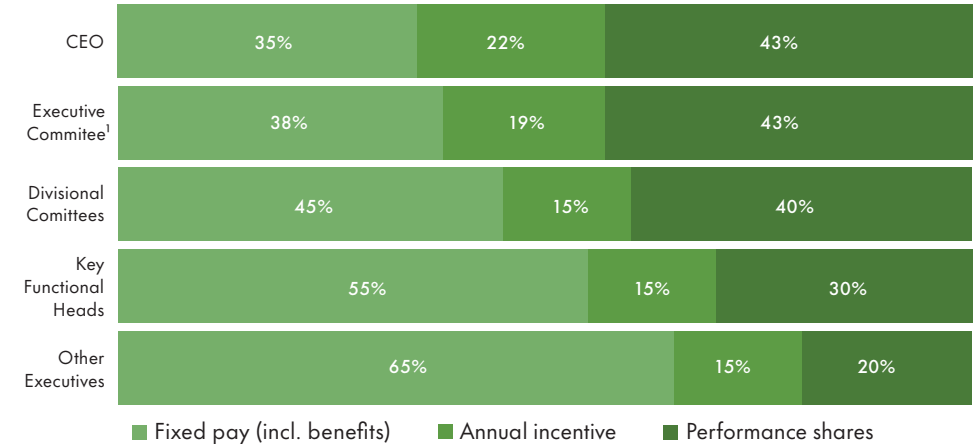
The total compensation of Givaudan executives consists of direct and indirect compensation components:

- Direct compensation consists of base salary, annual incentive and share-based components.
- Indirect compensation includes retirement coverage, health benefits, death and disability protection as well as certain benefits-in-kind according to local market practice.

Chart III illustrates the direct compensation mix at target for Givaudan executives in 2024.

Table IV on the right illustrates the structure and purpose of the two incentive schemes.

### III. DIRECT COMPENSATION MIX POLICY GUIDELINES



1. Excluding CEO.

### IV. VARIABLE COMPENSATION OVERVIEW

	Annual Incentive Plan	Performance Share Plan
<b>Participants</b>	Managers and executives	Key talent and executives
<b>Purpose</b>	To reward managers and executives for the achievement of annual organisational targets and overall individual performance	To link compensation to shareholder value creation and achievement of business objectives including the Givaudan purpose ambitions
<b>Grants</b>	Annual grant	Annual grant
<b>Vesting</b>	End of each year	3 years
<b>Conditions for vesting</b>	Achievement of annual EBITDA and sales growth targets	Achievement of relative sales growth and free cash flow targets over 4 years. Targets also include ESG targets: achievement of net greenhouse gas (GHG) emission reduction, senior leader diversity and employee safety
<b>Payout</b>	Cash	Shares <sup>1</sup>

1. Unless local laws prevent allocation of Givaudan shares, in which case payout is in cash.



**Governance Report**

**Compensation Report**

- Reflecting business and individual performance
- Compensation governance
- Compensation principles
- Compensation of Givaudan executives
- Compensation of the Executive Committee
- Compensation of the Board of Directors
- Share ownership
- External mandates
- Statutory Auditor's Report

**Financial Report**

**Alternative performance measures**

**3.3 Clawback provisions**

As part of the Givaudan compensation programme and ensuring appropriate risk management, all incentive-based compensation i.e. Annual Incentive Plan and Performance Share Plan (PSP) is subject to clawback provisions. The respective plan rules provide the Compensation Committee with absolute discretion to cancel any payouts that would otherwise be due, including for reasons linked to an individual's performance or behaviour. With regard to the PSP, this means that any right to receive Givaudan shares at the end of the vesting period will lapse if such a determination is made by the Compensation Committee. In 2024, the Compensation Committee did not exercise clawback for any current or former Executive Committee members.

**3.4 Base salary**

Base salaries are established on the basis of the scope and responsibilities of the function, the external value of the role and the profile of the incumbent in terms of skills, experience and individual performance. To ensure market competitiveness, base salaries are reviewed annually. Base salary adjustments (if any) are based primarily on market evolution, taking into consideration the executive's performance and contribution to Company results.

**3.5 Annual Incentive Plan**

The Annual Incentive Plan is designed to reward managers' and executives' individual performance and contribution to Givaudan annual objectives.

**Performance criteria**

- In 2024, the Annual Incentive Plan for Executive Committee members was based on the following performance criteria:
- Sales growth targets in local currencies: 50%
  - EBITDA margin targets: 50%.

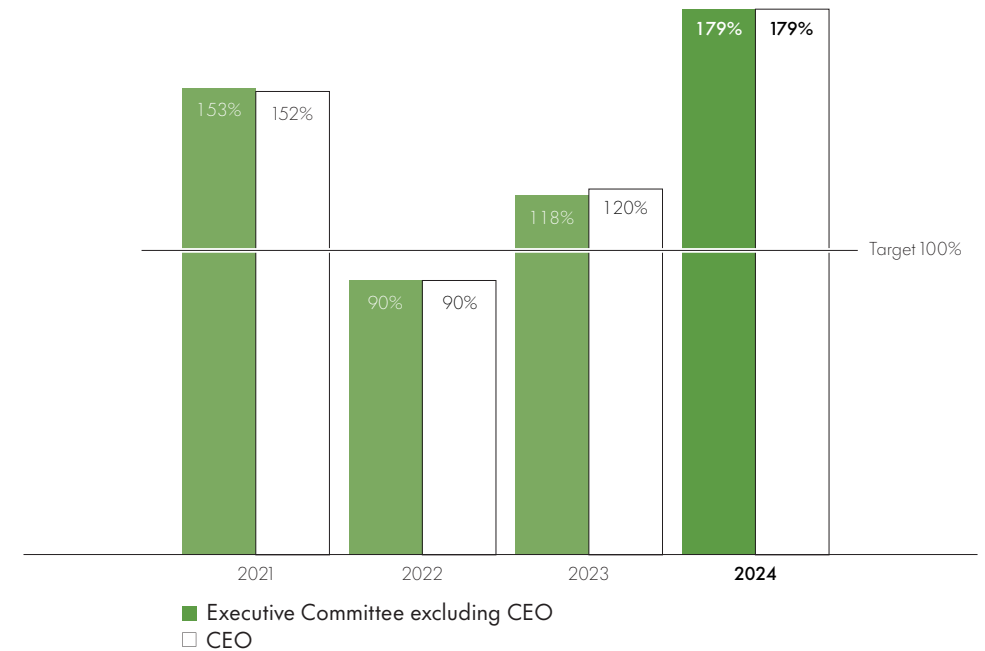
For the purpose of the Annual Incentive Plan, EBITDA is expressed as a percentage of sales. Measurement at Group level is considered, except where divisional level is more appropriate having regard to the members' scope of responsibility.

Givaudan's compensation system has been designed for alignment with the Company's vision and strategy and enshrines the principles of pay for performance. To provide shareholders the ability to assess this performance link and in line with Givaudan's commitment to transparency, the Company discloses ex-post the overall payout factor under its variable pay plans. The disclosure approach protects the Company's

commercially sensitive, forward-looking information. Provision of such information, such as relating to Annual Incentive Plan performance targets, could otherwise put the Company and its shareholders at a competitive disadvantage. Details of the Performance Share Plan threshold, targets and maximum are presented in the Compensation report.

Annual incentive payouts for managers and executives below the Executive Committee level are based on a mix of organisational performance objectives, cascaded from Givaudan Group objectives, and individual performance, taking into consideration achievement of personal objectives, day-to-day job responsibilities and the demonstration of behaviours in line with the Givaudan core values.

**V. HISTORICAL ANNUAL INCENTIVE ACHIEVEMENT**





## Governance Report

### Compensation Report

Reflecting business and individual performance

- Compensation governance
- Compensation principles
- Compensation of Givaudan executives
- Compensation of the Executive Committee
- Compensation of the Board of Directors
- Share ownership
- External mandates
- Statutory Auditor's Report

## Financial Report

### Alternative performance measures

### Incentive targets, caps and payouts

Expressed as a percentage of base salary, annual incentives at target were the following in 2024:

- Chief Executive Officer: 100%
- Chief Financial Officer and Division Presidents: 80%
- Other Executive Committee members: 60%
- Division Management Committee members: 35%–50%
- Other executives and managers: 10%–35%.

Based on the performance achievements, incentive payouts may vary between 0% and a cap of 200% of target incentive. Minimum threshold achievement is required, otherwise no annual incentive is paid. The payout cannot be deferred.

In 2024, both sales growth and EBITDA were above target. This resulted in 179% of target payout for the Chief Executive Officer, and an average of 179% for the other members of the Executive Committee. Table V (on page 36) summarises historical annual incentive achievement against target since 2021.

### 3.6 Performance Share Plan

Executives and selected management members are eligible to participate in the Performance Share Plan (PSP), which is designed to reward executives and key talent who significantly influence the long-term success of the business and our purpose ambitions.

PSP participants are granted Performance Shares annually. The total number of Performance Shares granted, and the plan parameters generally, are approved each year by the Compensation Committee. Givaudan applies a policy to cap the maximum value of PSP allocations. For Executive Committee members the annual total grant value per member is approximately two times annual base salary.

Performance Shares vest three years from grant date based on the achievement of performance criteria measured over the performance period. The operation of the PSP is summarised in the following diagram.

### Performance target setting


The PSP is aligned with the Givaudan purpose. This purpose – Creating for happier, healthier lives with love for nature. Let's imagine together – includes four focus areas: Creations, Nature, People and Communities. The financial metrics of sales and free cash flow are complemented by non-financial ESG criteria linked to the Givaudan purpose (details on page 38).

Within the focus areas, calculation criteria in the PSP are:

- **Creations:** relative sales growth and free cash flow
- **Nature:** net greenhouse gas (GHG) emissions reduction
- **People:** senior leader diversity and employee safety.

Stretched targets set in the focus areas in the new PSP pave the way for the achievement of our purpose aspirations, and a clear methodology and sufficient data will ensure that these targets are appropriate. All ESG non-financial metrics used in the new PSP are measurable.

#### VI. OPERATION OF THE 2024 PSP PERFORMANCE CRITERIA





## Governance Report

### Compensation Report

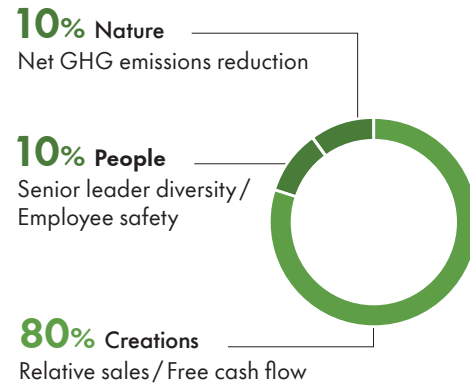
Reflecting business and individual performance

- Compensation governance
- Compensation principles
- Compensation of Givaudan executives
- Compensation of the Executive Committee
- Compensation of the Board of Directors
- Share ownership
- External mandates
- Statutory Auditor's Report

## Financial Report

### Alternative performance measures

The following chart reflects the proportion of contribution from the three focus areas of the Givaudan purpose.



**Creations performance criteria (80%)**  
Givaudan's 2025 Strategy has ambitious targets. Givaudan's purpose also contains an ambition to double the Company revenue by 2030.

Therefore, to support our financial ambitions, the following PSP measures apply:

- Relative average sales growth as compared to the sales growth of two equally weighted selected peer groups; and
- Cumulative free cash flow (FCF) margin, expressed as a percentage of cumulative sales.

The structure of performance criteria calculation has been specifically designed to be challenging.

For average sales growth, this is compared with two peer groups:

- Peer Group 1 comprises companies from direct competitors in the flavour and fragrance industry and other consumer ingredient producers that publish sales in local currency. The peer companies currently included in the group are: DSM-Firmenich, Kerry Taste & Nutrition, Hasegawa, IFF, Robertet, Sensient, Symrise and Takasago.

- Peer Group 2 comprises publicly listed companies which reflect our customer segments and whose respective sales are representative of the mix of Givaudan business: Coca-Cola, PepsiCo, Danone, Nestlé, Mondelez, Kraft Heinz, General Mills, Henkel, Unilever, Reckitt, L'Oreal, P&G, Colgate, Estée Lauder and Coty.

The performance range for relative sales growth extends from –2% to 3% annualised sales growth versus both peer groups. Givaudan's performance versus both groups is weighted equally and measured over the four-year performance period.

In the case of FCF margin, final achievement is calculated as the average of the reported FCF margin for each of the four performance years. This means that Givaudan's FCF for each year of the performance period is summed, and this cumulative result is divided by the sum of Givaudan's sales in each year of the performance period. The assessment over four years ensures that the performance targets are stringent and reward sustained Company performance. For grants in 2024, the performance range extends from 9% to 15% (target FCF margin at 12%).

Target setting and testing against targets follows adherence to strict governance policies. Careful consideration is given to Givaudan's performance and its projection.

Targets set for the 2024 PSP remain aligned with our 2024 guidance, and within the overall objectives. In addition to the factors already mentioned, the assessment and target setting take into consideration the impact of significant investments (in particular, recent acquisitions) and ensures that targets are appropriately challenging.



## Governance Report

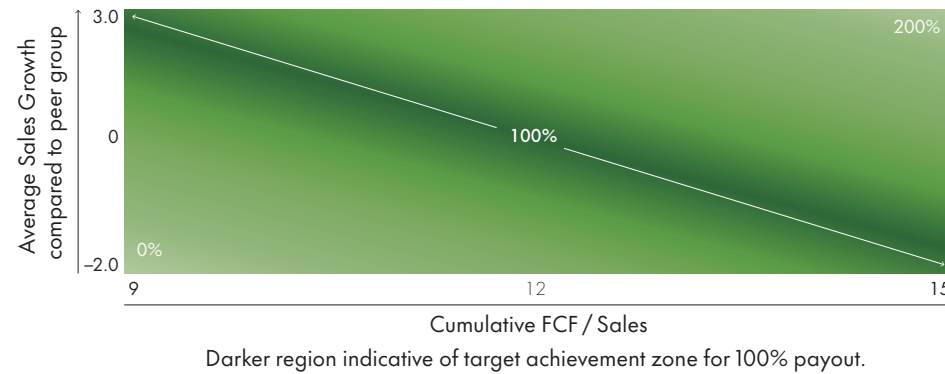
### Compensation Report

- Reflecting business and individual performance
- Compensation governance
- Compensation principles
- Compensation of Givaudan executives
- Compensation of the Executive Committee
- Compensation of the Board of Directors
- Share ownership
- External mandates
- Statutory Auditor's Report

## Financial Report

### Alternative performance measures

### VII. PERFORMANCE SHARE PLAN CREATIONS PAYOUT MATRIX



### Nature ESG performance targets (10%)

One of the Company's purpose ambitions is to be climate positive before 2050 regarding GHG emissions, and Givaudan has created a path to achieve this ambition. For PSP grants, to focus participants equally on the emissions Givaudan directly and indirectly impacts, the targets are apportioned between scopes 1+2+3: 50% of the GHG emission reduction targets relate to scopes 1+2 and 50% to scope 3.

The grants have a three-year target reduction aligned with our purpose targets of -47% in absolute for scope 1+2 and -4% for scope 3 versus the 2015 baseline, shown in table VIII, with minimum, on target and maximum achievements.

### People ESG performance targets (10%)

To achieve our People purpose ambitions (2024 Integrated Report p.121), Givaudan has created a path and for 2024 PSP grants, It has a three-year target to reduce the total recordable case rate (TRCR) to 0.65 incidents per 100,000 Full Time Equivalent employees at the end of 2026, and to increase female senior leader representation to 38% by the end of 2026<sup>1</sup>. See table VIII with minimum, on target and maximum achievements.

### Share payout caps

Based on the extent that performance criteria are met, the actual number of shares vesting at the end of the performance period may vary between 0% and 200% of the Performance Shares initially granted.

### VIII. PERFORMANCE SHARE PLAN PEOPLE AND NATURE PAYOUT MATRIX GRANTS IN 2024

Payout	0%	100%	200%
<b>Nature performance targets</b>			
Net GHG reduction scope 1+2 vs 2015 (% reduction)	-42%	-47%	-52%
Net GHG reduction scope 3 vs 2015 (% reduction)	+1%	-4%	-9%
<b>People performance targets</b>			
% females in senior leadership <sup>1</sup>	32%	38%	44%
Safety TRCR 2026	0.90	0.65	0.46

1. Senior leadership roles represent approximately the top 1% of the global workforce based on Givaudan's job classification system.

### IX. 2021 PSP ACHIEVEMENT VESTED IN 2024

Criteria	Performance	Payout
Average like-for-like sales growth compared to peer groups	-1.0%	
Cumulative FCF / sales <sup>1</sup>	11.3%	
Net GHG reduction scope 1+2+3 vs 2020 (CO <sub>2</sub> e tonnes)	>140,000 <sup>2</sup>	<b>69% of performance shares granted</b>
% females in senior leadership	28%	
% HGM nationals in senior leadership	28%	
Safety TRCR 2023	0.71	

1. Formula =  $\Sigma (\text{FCF margin reporting year} \times \text{sales in reporting currency in year}) / \Sigma \text{Sales in reporting currency in year}$ .
2. The vesting achievement has been based on the calculated reduction of 400,360 tCO<sub>2</sub>e in GHG emissions between the actual emissions 2023 and the restated baseline 2015 emissions, as published in the Givaudan Integrated report 2023. An estimate of the restated 2020 GHG emissions was performed showing that the 2020 GHG emissions were higher than the 2015 emissions supporting the 200% achievement for the Nature criteria.

The level of vesting is dependent on the combination of performance achievement against both criteria: relative sales growth and free cash flow.

A payout of 200% would require an achievement level above the maximum threshold for both criteria. An achievement level below the minimum threshold on either measure results in a 0% payout.

Different combinations of relative sales growth and FCF achievements within the above ranges lead to payouts between 0% and 200%, ranked according to their long-term economic value generation for the Company. Accordingly, the weighting of impact for each performance criteria differs depending on the positioning within the matrix shown in table VII.





## Governance Report

### Compensation Report

Reflecting business and individual performance  
 Compensation governance  
 Compensation principles  
 Compensation of Givaudan executives  
 Compensation of the Executive Committee  
 Compensation of the Board of Directors  
 Share ownership  
 External mandates  
 Statutory Auditor's Report

## Financial Report

### Alternative performance measures

For awards granted in 2024, the payouts will be calculated using the payout matrix as per table VII for 80% of the award value at grant, and the other 20% will be calculated against ESG People and Nature targets described on page 39. For each performance target as well as for the overall PSP achievement rate, a payout cap of 200% applies.

Participants do not receive any dividends or have any voting rights in respect of Performance Shares during the vesting period.

In general, Performance Shares lapse on cessation of employment. In specific circumstances such as death, disability or retirement, Performance Shares may vest subject to satisfaction of the performance criteria. In case of a change of control, Performance Shares may vest immediately.

### Vesting in 2024

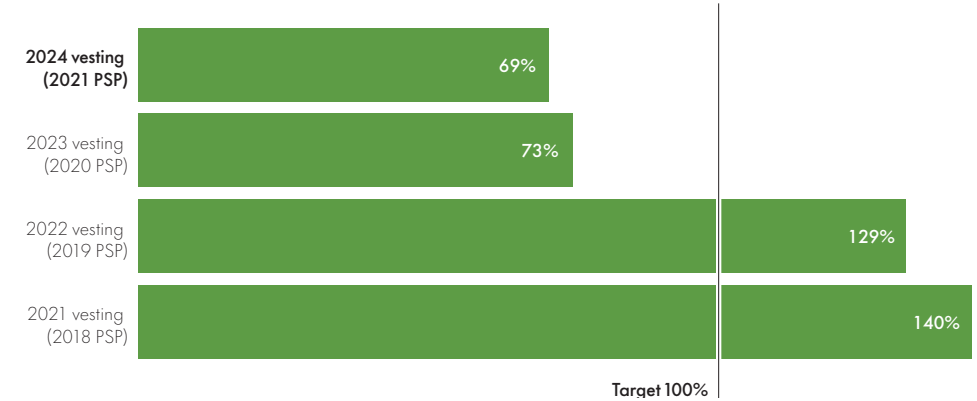
The 2021 PSP vested on 15 April 2024 with a 69% payout. This was the first vesting year where ESG criteria linked to our purpose complemented the financial metrics. The 69% payout reflects below target achievement on FCF, on relative sales growth and on senior leader diversity but above target achievement on net GHG reduction and on employee safety, as displayed in table IX. Historical long-term incentive achievement is shown in table X.

### 3.7 Benefits

Executive Committee members participate in the benefit plans of the Company, consisting mainly of retirement, insurance and health care plans that are designed to provide a reasonable level of protection for the employees and their dependents in respect of the risks of retirement, ill-health, disability and death.

Executive Committee members are also provided with certain executive perquisites and benefits in kind according to competitive market practice. The aggregate monetary value of these benefits is evaluated at fair value and disclosed in the compensation tables.

## X. HISTORICAL LONG-TERM INCENTIVE ACHIEVEMENT





## Governance Report

### Compensation Report

Reflecting business and individual performance

- Compensation governance
- Compensation principles
- Compensation of Givaudan executives
- Compensation of the Board of Directors
- Share ownership
- External mandates
- Statutory Auditor's Report

## Financial Report

### Alternative performance measures

# Compensation of the Executive Committee

## 4.1 Benchmarking of Executive Committee positions

All benchmarking activity related to Executive Committee positions is performed by independent consultants. In 2024, independent consulting services were contracted with PwC regarding Executive Committee compensation topics, including benchmarking. Additional executive compensation data was provided by Mercer who also provide general compensation and international mobility market data to the Company.

Givaudan's executive compensation targets base pay at the market median. Executive Committee members have the opportunity to be rewarded with above-median pay for sustained outstanding performance from a number of variable compensation components. These variable elements reflect achievements against quantitative targets established by the Board. Variable compensation, particularly long-term components, represents a significant portion of an executive's total compensation.

In general, the weight of variable compensation increases with an executive's level of responsibility and the impact of their position on Company results.

In 2024, Executive Committee compensation was reviewed against a peer group of other Swiss multinational companies. This peer group consisted of Swiss Leader Index (SLI) companies of comparable market cap (approximately 0.5x to 2x), excluding financial services institutions. The benchmark included 13 companies: ABB, Alcon, Geberit, Kuehne + Nagel, Holcim, Lindt + Spruengli, Lonza, Richemont, Schindler, SGS, Sika, Sonova and Straumann. Consistent with prior external benchmarks, the review confirmed the positioning against the market remains appropriate. The findings have been cross-validated against a listed European company comparator group with the finding that Givaudan compensation positioning appears more similar versus the European peer group than the SLI companies. The European benchmark included 10 companies: Akzo Nobel, Beiersdorf,

Carlsberg, Coca-Cola European Partners, DSM-Firmenich, Kerry Group, Pernod Ricard, Smith & Nephew, Solvay and Symrise. The European peer group consists of companies of a similar size (approximately 0.5x to 2x market cap and turnover of Givaudan). In addition, the peer group chosen is a competitor group of Givaudan considering talent acquisition and retention.

The results confirmed that total compensation of the Executive Committee was overall aligned with the market. The long-term incentive compensation is positioned above median, which is in line with Givaudan policy and reflects our continued strong focus on rewarding outstanding performance over the long term.

## 4.2 Compensation levels in 2024

The overall total Executive Committee compensation increased by 16.3%, due to the increased Executive Committee size, i.e. 7.0 full time equivalent members in 2023 versus 7.4 full time equivalent members in 2024, and reflecting higher annual incentive achievement.

The total compensation for 2024 represented:

- Full year compensation for six Executive Committee members (including CEO).

- Full year compensation for the former Chief Financial Officer (CFO), Tom Hallam, who stepped down from the Executive Committee on 1 August 2024 and provided transitional services and support on strategic projects until his retirement on 31 January 2025.
- Partial year compensation for Stewart Harris, who was appointed Chief Financial Officer (CFO) on 1 August 2024.

Executive Committee member compensation has been set in accordance with our compensation principles, including consideration of roles and responsibilities and with reference to our compensation benchmarks.

### 4.2.1 Highest total compensation

The CEO, Gilles Andrier, received the highest total compensation in 2024. For compensation details, please refer to table XII.

### 4.2.2 Other compensation, fees and loans to members or former members of the Executive Committee

No other compensation or fees were accrued for or paid to any member or former member of the Executive Committee during the reporting period. No member or former member of the Executive Committee or related parties had any loan outstanding as of 31 December 2024.

## XI. EXECUTIVE COMPENSATION BENCHMARK

	Below median	Median	Above median
Base pay		•	
Short-term incentive <sup>1</sup>		•	
Long-term incentive <sup>2</sup>			•
<b>Total compensation</b>		•	

1. Annual Incentive Plan (please refer to section 3.5).

2. Performance Share Plan (please refer to section 3.6).



## Governance Report

### Compensation Report

- Reflecting business and individual performance
- Compensation governance
- Compensation principles
- Compensation of Givaudan executives
- Compensation of the Executive Committee
- Compensation of the Board of Directors
- Share ownership
- External mandates
- Statutory Auditor's Report

## Financial Report

### Alternative performance measures

#### 4.2.3 Special compensation of Executive Committee members who left the Company during the reporting period

No such compensation was incurred during the reporting period.

#### 4.2.4 Employment contract termination clauses of Executive Committee members

Employment contracts of Executive Committee members comply with the Swiss Obligations Law and our Articles of Incorporation. Accordingly, contractual

entitlements are within the specified thresholds, in particular the maximum contractual notice period is six months and any non-compete clause does not exceed 12 months. No additional compensation or benefits are provided in the case of change in control, except for long-term incentive awards that may vest immediately.

All contractual arrangements of Executive Committee members, excluding CEO, are approved by the Compensation Committee of the Board, and all contractual arrangements of the CEO are reviewed

by the Compensation Committee and approved by the Board.

#### 4.2.5 Compensation voting for Executive Committee members

As indicated in section 4.2, a new member joined the Executive Committee in 2024. Consequently, additional compensation above the shareholder approved amount has been paid in accordance with the Givaudan Articles of Incorporation (Art. 27), which provides that certain supplementary amounts may be paid for newly appointed Executive Committee members within

certain thresholds. The total supplementary amount used for the relevant period amounts to CHF 167,211.

The fixed and long term variable compensation approved for 2024 was CHF 15,600,000 (2023: CHF 15,400,000).

The annual incentive, short term variable compensation amount for 2024 was CHF 7,036,528 and will be submitted for approval at the 2025 Annual General Meeting (2023: CHF 4,361,584).

## XII. EXECUTIVE COMMITTEE (EC) COMPENSATION SUMMARY

in Swiss francs		Base Salary	Pension benefits <sup>a</sup>	Other benefits <sup>f</sup>	Total fixed compensation	Annual Incentive <sup>g</sup>	Number of performance shares granted <sup>h</sup>	Value at grant <sup>i</sup>	Total variable compensation	Total compensation	Employer social security <sup>j</sup>
<b>Gilles Andrier, CEO</b>	<b>2024</b>	<b>1,257,261</b>	<b>582,373</b>	<b>204,836</b>	<b>2,044,470</b>	<b>2,265,274</b>	<b>656</b>	<b>2,499,885</b>	<b>4,765,159</b>	<b>6,809,629</b>	<b>523,430</b>
	2023	1,238,211	579,028	144,549	1,961,788	1,490,425	903	2,499,775	3,990,200	5,951,988	464,405
<b>EC Members, excluding CEO</b>	<b>2024<sup>a</sup></b>	<b>3,667,810</b>	<b>1,162,437</b>	<b>386,788</b>	<b>5,217,035</b>	<b>4,771,254</b>	<b>1,576</b>	<b>6,005,821</b>	<b>10,777,075</b>	<b>15,994,110</b>	<b>1,162,790</b>
	2023 <sup>b</sup>	3,338,171	1,175,656	370,598	4,884,425	2,871,159	2,132	5,902,016	8,773,175	13,657,600	1,060,556
<b>Total: EC Members, including CEO</b>	<b>2024<sup>c</sup></b>	<b>4,925,071</b>	<b>1,744,810</b>	<b>591,624</b>	<b>7,261,505</b>	<b>7,036,528</b>	<b>2,232</b>	<b>8,505,706</b>	<b>15,542,234</b>	<b>22,803,739</b>	<b>1,686,220</b>
	2023 <sup>d</sup>	4,576,382	1,754,684	515,147	6,846,213	4,361,584	3,035	8,401,791	12,763,375	19,609,588	1,524,961

a. Represents (a) full year compensation of five Executive Committee members, (b) partial year compensation of the new Chief Financial Officer, Stewart Harris and (c) full year compensation of the outgoing Chief Financial Officer, Tom Hallam, who stepped down from his role on 1 August 2024 and will retire on 31 January 2025.

b. Represents full year compensation of six Executive Committee members.

c. Represents (a) full year compensation of six Executive Committee members, (b) partial year compensation of the new Chief Financial Officer, Stewart Harris and (c) full year compensation of the outgoing Chief Financial Officer, Tom Hallam, who stepped down from his role on 1 August 2024 and will retire on 31 January 2025.

d. Represents full year compensation of seven Executive Committee members.

e. Company contributions to broad-based pension and retirement savings plans and annualised expenses accrued for supplementary executive retirement benefit.

f. Represents annual value of health and welfare plans, international assignment benefits and other benefits in kind.

g. Annual incentive accrued in the reporting period based on performance in the reporting period.

h. 2024 Performance shares vest on 15 April 2027, 2023 Performance Shares vest on 15 April 2026.

i. Value at grant calculated according to IFRS methodology and based on 100% achievement of performance targets.

j. 2024 estimated social security charges based on 2024 compensation; 2023 estimated social security charges based on 2023 compensation.



## Governance Report

### Compensation Report

Reflecting business and individual performance  
 Compensation governance  
 Compensation principles  
 Compensation of Givaudan executives  
 Compensation of the Executive Committee  
 Compensation of the Board of Directors  
 Share ownership  
 External mandates  
 Statutory Auditor's Report

## Financial Report

### Alternative performance measures

# Compensation of the Board of Directors

Compensation of Board members consists of Director fees, Committee fees and Restricted Share Units (RSUs). Fees are paid at the end of each year in office completed. RSUs give participants the right to receive Givaudan shares (or a cash equivalent in countries where securities laws prevent the offering of Givaudan securities) at the end of a three-year blocking period. During this period, Board members must hold RSUs (accordingly are restricted from trading RSUs or the underlying Givaudan shares), thereby aligning with shareholder interests over the longer term. Board members are entitled to receive Givaudan shares regardless of membership status so that, for example, if re-election does not occur during the restriction period, awarded RSUs are retained by the respective Board member. Such practice has been implemented in

line with best practice in support of Givaudan's commitment to ensuring Board independence.

The annual fees for Board membership and additional functions are summarised in the table XIII. The fee structure remained unchanged versus prior year levels.

The Chairman of the Board does not receive any additional board membership fees. Similarly, a Committee Chairman does not receive any additional Committee Membership fees.

Each Board member receives an additional amount of CHF 10,000 to cover out-of-pocket expenses. This amount is paid for the coming year in office. The RSUs are also granted for the same period.

Board fees are aligned with the total Board compensation approved by shareholders at the 2024 Annual General Meeting and with market practice. Board member compensation was benchmarked against a peer group of other Swiss multinational companies. This peer group consisted of Swiss Leader Index (SLI) companies with comparable market cap (approximately 0.5x to 2x), excluding financial services institutions. The benchmark included 13 companies: ABB, Alcon, Geberit, Kuehne + Nagel, Holcim, Lindt + Spruengli, Lonza, Richemont, Schindler, SGS, Sika, Sonova and Straumann. Consistent with prior external benchmarks, the review confirmed the continued use of RSUs and positioning against the market remains appropriate.

The compensation paid to the Board members for the reporting period is shown in table XIV.

### 5.1 Compensation of the Board member with the highest compensation

The Board member with the highest compensation in 2024 was Calvin Grieder, Chairman of the Board since 23 March 2017. For compensation details please refer to table XIV.

### 5.2 Other compensation, fees and loans to members or former members of the Board

No compensation or fees were paid to any member of the Board in addition to those disclosed in table XIV. No Board member or related parties had any loan outstanding as of 31 December 2024.

### 5.3 Special compensation of members of the Board who left the Company during the reporting period

No such compensation was incurred during the reporting period.

## XIII. BOARD OF DIRECTORS FEES – SUMMARY

	Annual fees (CHF)	Restricted Shares Compensation (CHF) <sup>3</sup>
Chairman of the Board <sup>1</sup>	400,000	580,000
Vice-Chairman of the Board <sup>1</sup>	100,000	145,000
Board membership	100,000	145,000
<b>Additional committee fees</b>		
Chairman – Audit Committee <sup>2</sup>	55,000	
Chairman – Other Committees <sup>2</sup>	40,000	
Membership – All Committees	25,000	

1. Incl. Board membership fees.

2. Incl. Committee membership fees.

3. Number of RSUs granted represents the closest match to the values displayed.

## Governance Report

## Compensation Report

Reflecting business and individual performance  
 Compensation governance  
 Compensation principles  
 Compensation of Givaudan executives  
 Compensation of the Executive Committee  
 Compensation of the Board of Directors  
 Share ownership  
 External mandates  
 Statutory Auditor's Report

## Financial Report

## Alternative performance measures

## 5.4 Compensation voting for members of the Board

The compensation paid to the Board members for the period between the 2023 and 2024 Annual General Meetings, CHF 2,845,053 is again within the amount approved by shareholders at the 2023 Annual General Meeting CHF 3,000,000.

Amounts approved at the 2024 Annual General Meeting, CHF 3,000,000, will be paid by the end of the year in office and validated in the 2025 Compensation report. Such approved and paid amounts may differ from those shown in the Board compensation summary table which, according to the Swiss Obligations Law, must include compensation paid in the reporting year.

## XIV. BOARD OF DIRECTORS COMPENSATION SUMMARY

in Swiss francs		Director fees <sup>3</sup>	Committee fees <sup>3</sup>	Total fixed (cash)	Number of RSUs granted <sup>4</sup>	Value at grant <sup>5</sup>	Total compensation
Calvin Grieder Chairman <sup>1</sup>	2024	400,000	65,000	465,000	152	579,242	1,044,242
	2023	400,000	65,000	465,000	210	581,343	1,046,343
Victor Balli <sup>1</sup>	2024	100,000	80,000	180,000	38	144,810	324,810
	2023	100,000	80,000	180,000	52	143,952	323,952
Prof. Dr-Ing. Werner Bauer <sup>1,7</sup>	2024						
	2023	25,000	16,250	41,250	10	36,176	77,426
Lilian Biner <sup>1,7</sup>	2024						
	2023	25,000	6,250	31,250	10	36,176	67,426
Michael Carlos <sup>1,7</sup>	2024						
	2023	25,000	16,250	41,250	10	36,176	77,426
Ingrid Deltenre <sup>1</sup>	2024	100,000	65,000	165,000	38	144,810	309,810
	2023	100,000	61,250	161,250	52	143,952	305,202
Olivier Filliol <sup>1</sup>	2024	100,000	50,000	150,000	38	144,810	294,810
	2023	100,000	50,000	150,000	52	143,952	293,952
Sophie Gasperment <sup>1</sup>	2024	100,000	50,000	150,000	38	144,810	294,810
	2023	100,000	50,000	150,000	52	143,952	293,952
Tom Knutzen <sup>1</sup>	2024	100,000	65,000	165,000	38	144,810	309,810
	2023	100,000	55,000	155,000	52	143,952	298,952
Roberto Guidetti <sup>1,6</sup>	2024	100,000	25,000	125,000	38	144,810	269,810
	2023	75,000	18,750	93,750	39	107,964	201,714
Total compensation <sup>2</sup>	2024						2,848,102
	2023						2,986,345

1. The function of each member of the Board of Directors is indicated on pages 12–13 in the 2023 Governance report and on pages 12–13 in the 2024 Governance Report.
2. Represents total compensation of the Board of Directors paid in respect of the reporting year, reported in accordance with the accrual principle.
3. Represents Director and Committee fees paid in respect of the reporting year, reported in accordance with the accrual principle.
4. 2024 RSUs blocking period ends on 15 April 2027; 2023 RSUs ends on 15 April 2026.
5. Economic value at grant according to IFRS methodology with no discount applied for the blocking period.
6. 2023 figures represent compensation from April to December.
7. Werner Bauer, Michael Carlos and Lilian Biner retired at the AGM in March 2023.

Estimated social security charges based on 2024 compensation amounted to CHF 200,409 (2023: CHF 212,414).

# Share ownership



## Governance Report

### Compensation Report

Reflecting business and individual performance  
Compensation governance  
Compensation principles  
Compensation of Givaudan executives  
Compensation of the Executive Committee  
Compensation of the Board of Directors  
[Share ownership](#)  
External mandates  
Statutory Auditor's Report

## Financial Report

### Alternative performance measures

## Share ownership guidelines

Under the share ownership guidelines (Guidelines), Executive Committee members must hold approximately two times annual base salary in Givaudan shares. In general, the Guidelines should be met within five years from the beginning of the calendar year after joining the Executive Committee.

Ownership of Givaudan shares by Executive Committee members as per 31 December 2024 is shown in table XV.

## Ownership of Givaudan securities

### 7.1 Executive Committee

The Chief Executive Officer (CEO) and other members of the Executive Committee, including persons closely connected to them, held 8,400 Givaudan shares. For further details, please refer to table XV showing:

- The shares held individually by each member of the Executive Committee as per 31 December 2024
- The unvested Performance Shares that were granted in 2022–2024 and were still owned by members of the Executive Committee as per 31 December 2024.

No member of the Executive Committee held any share options or option rights as at 31 December 2024 (31 December 2023: no member of the Executive Committee held any share options or option rights).

One person closely connected to a member of the Executive Committee owned 146 unvested Performance Shares as at 31 December 2024.

The Company is not aware of any other ownership of shares, share options / option rights, RSUs or Performance Shares as per 31 December 2024 by persons closely connected to members of the Executive Committee.

### 7.2 Board of Directors

As per 31 December 2024, the Chairman and other Board members, including persons closely connected to them held 3,519 Givaudan shares in total. For further details, please refer to table XVI showing:

- The shares held individually by each Board member as per 31 December 2024
- The RSUs that were granted in 2022–2024 and were still owned by members of the Board as per 31 December 2024.

The Company is not aware of any other ownership of shares, share options / option rights, RSUs or Performance Shares as per 31 December 2024 by persons closely connected to members of the Board.

## XV. EXECUTIVE COMMITTEE: OWNERSHIP OF GIVAUDAN SECURITIES

<b>2024</b> in numbers	Shares	Unvested Performance Shares
Gilles Andrier, CEO	5,380	2,250
Tom Hallam	793	1,035
Louie D'Amico	500	1,126
Maurizio Volpi	390	1,126
Simon Halle-Smith	244	675
Willem Mutsaerts	373	675
Stewart Harris	94	448
Anne Tayac	626	675
<b>Total 2024</b>	<b>8,400</b>	<b>8,010</b>
Total 2023	10,843	7,773

## XVI. BOARD OF DIRECTORS: OWNERSHIP OF GIVAUDAN SECURITIES

<b>2024</b> in numbers	Shares	Blocked RSUs
Calvin Grieder, Chairman	1,326	522
Victor Balli	205	130
Ingrid Deltrenre	522	130
Olivier Filliol	1,294	130
Sophie Gasperment	72	130
Roberto Guidetti		90
Tom Knutzen	100	130
<b>Total 2024</b>	<b>3,519</b>	<b>1,262</b>
Total 2023	3,632	1,219

# External mandates



## Governance Report

### Compensation Report

- Reflecting business and individual performance
- Compensation governance
- Compensation principles
- Compensation of Givaudan executives
- Compensation of the Executive Committee
- Compensation of the Board of Directors
- Share ownership
- [External mandates](#)
- Statutory Auditor's Report

## Financial Report

### Alternative performance measures

Article 32 of the Articles of Incorporation of the Company permits the following external mandates for members of the Board of Directors:

- Members of the Board of Directors may not hold more than four additional mandates in companies that are quoted on an official stock exchange and seven additional mandates in non-quoted companies.
- Members of the Executive Committee may, subject to approval by the Board of Directors, hold up to two mandates in quoted or non-quoted companies.
- The following mandates are not subject to these limitations:
  - mandates in companies which are controlled by the corporation
  - mandates held by order and on behalf of the corporation or any controlled company. No member of the Board of Directors or of the Executive Committee shall hold more than ten such mandates
  - mandates in associations, foundations, charitable organisations, trusts, employee welfare foundations and other comparable structures. No member of the Board of Directors or of the Executive Committee shall hold more than 15 such mandates.

'Mandates' mean mandates in the supreme governing body of a legal entity with economic purpose which is required to be registered in the Swiss commercial register or a corresponding foreign register. Mandates in different legal entities which are under joint control are deemed one mandate.

#### ↓ Download

[www.givaudan.com](http://www.givaudan.com) › Our company › Responsible business › Position statements, policies, rules, reports › [Articles of incorporation](#)

### Board of Directors as of 31 december 2024

#### Calvin Grieder

##### Chairman, Non-executive

Calvin Grieder holds the following mandate in a company quoted on an official stock exchange: Chairman of the Board of SGS SA.

He holds the following mandates in companies that are non-quoted: Chairman of the Board of Bühler Group, Chairman of the Board of Eraneos group, member of the Board of Trustees of Avenir Suisse, owner and member of the Board of Carivel7 AG.

#### Ingrid Deltenre

##### Vice Chairwoman, Non-executive

She holds the following mandates in companies that are quoted on an official stock exchange: member of the Board of Banque Cantonale Vaudoise (until May 2025) and member of the Supervisory Board of Deutsche Post/DHL, and member of the Board of Sunrise Communications AG.

She is also a member of the Board of SPS AG, member of the Board of HSN, member of the Executive Board of the Executive Education of the University of Zurich and member of the Foundation Board Schweizer Berghilfe.

#### Victor Balli

##### Director, Non-executive

Victor Balli holds the following mandates in companies that are quoted on an official stock exchange, member of the Board of KWS Saat SE & Co. KGaA, of SIKA AG and of Medacta International SA.

He holds the following mandates in companies that are non-quoted: Member of the Boards of the Federal Audit Oversight Authority, Hemro AG and the Supervisory Board of Louis Dreyfus Company International Holding B.V.

#### Olivier Filliol

##### Director, Non-executive

He holds the following mandate in companies that are quoted on an official stock exchange: member of the Board of Directors of Straumann Group.

#### Sophie Gasperment

##### Director, Non-executive

Sophie Gasperment holds the following mandates in listed companies: Member of the Board of Kingfisher plc. and, Independent Director of Nasdaq-listed technology company Cimpres.

She holds the following mandate in companies that are non-quoted: Independent director at SPDG (until October 2024).

#### Roberto Guidetti

##### Director, Non-executive

Roberto Guidetti holds the following mandates in companies quoted on an official stock exchange: in addition to his position at Vitasoy International Holdings Ltd., he is a member of the Board of Ariston Group (Italy).

#### Tom Knutzen

##### Director, Non-executive

Tom Knutzen holds the following mandates in companies that are quoted on an official stock exchange: Chairman of the Board of Tivoli A/S and of FLSmidth & Co. A/S (until 2 April 2025); Vice chairman of the Board of Jeudan A/S.

He holds the following mandates in companies that are non-quoted: Vice chairman of the board of the media company Egmont International Holding A/S and Board member of Jungbunzlauer Holding AG.

#### 📖 Read more

For more details on the Board of Directors' curriculum vitae, please refer to the 2024 Governance, Compensation and Financial Report › Governance Report › [pp12-13](#)



## Governance Report

### Compensation Report

- Reflecting business and individual performance
- Compensation governance
- Compensation principles
- Compensation of Givaudan executives
- Compensation of the Executive Committee
- Compensation of the Board of Directors
- Share ownership
- [External mandates](#)
- Statutory Auditor's Report

## Financial Report

### Alternative performance measures

### Executive Committee members as of 31 December 2024

#### Gilles Andrier

##### Chief Executive Officer

Other mandates held by Gilles Andrier: independent non-executive Director of Maus Frères SA.

#### Stewart Harris

##### Chief Financial Officer

Other mandates held by Stewart Harris: Chairman of Loonawell AG.

#### Maurizio Volpi

##### President Fragrance & Beauty

Other mandates held are: Vice Chair and member of the Executive Committee of the International Fragrance Association and Member of the Executive Committee and of the Board of the Research Institute for Fragrance Materials.

#### Simon Halle-Smith

##### Head of Global Human Resources and EHS

Other mandate: director of Geranium Management Ltd., United Kingdom.

Louie D'Amico, Anne Tayac and Willem Mutsaerts hold no external mandates.

#### Read more

For more details on the Executive Committee's curriculum vitae, and all of the members, please refer to the 2024 Governance, Compensation and Financial Report > [Governance Report > pp21-22](#)





## Governance Report

### Compensation Report

Reflecting business and individual performance

- Compensation governance
- Compensation principles
- Compensation of Givaudan executives
- Compensation of the Executive Committee
- Compensation of the Board of Directors
- Share ownership
- External mandates
- [Statutory Auditor's Report](#)

## Financial Report

### Alternative performance measures

# Statutory Auditor's Report

## To the General Meeting of Givaudan SA, Vernier Report on the Audit of the Compensation Report

### Opinion

We have audited the Compensation Report of Givaudan SA (the Company) for the year ended 31 December 2024. The audit was limited to the information pursuant to Art. 734a-734f of the Swiss Code of Obligations (CO) in relation to sections 4 to 7 of the Compensation Report.

In our opinion, the information pursuant to Art. 734a-734f CO in the accompanying Compensation Report complies with Swiss law and the Company's articles of incorporation.

### Basis for Opinion

We conducted our audit in accordance with Swiss law and Swiss Standards on Auditing (SA-CH). Our responsibilities under those provisions and standards are further described in the "Auditor's Responsibilities for the Audit of the Compensation Report" section of our report. We are independent of the Company in accordance with the provisions of Swiss law and the requirements of the Swiss audit profession, and we have fulfilled our other ethical responsibilities in accordance with these requirements.

We believe that the audit evidence we have obtained is sufficient and appropriate to provide a basis for our opinion.

### Other Information

The Board of Directors is responsible for the other information. The other information comprises the information included in the annual report, but does not include the sections above in the Compensation Report, the consolidated financial statements, the standalone financial statements and our auditor's reports thereon.

Our opinion on the Compensation Report does not cover the other information and we do not express any form of assurance conclusion thereon.

In connection with our audit of the Compensation Report, our responsibility is to read the other information and, in doing so, consider whether the other information is materially inconsistent with the audited financial information in the Compensation Report or our knowledge obtained in the audit or otherwise appears to be materially misstated.

KPMG SA  
Esplanade de Pont-Rouge 6  
1201 Geneva  
Switzerland



## Governance Report

### Compensation Report

Reflecting business and individual performance

- Compensation governance
- Compensation principles
- Compensation of Givaudan executives
- Compensation of the Executive Committee
- Compensation of the Board of Directors
- Share ownership
- External mandates
- Statutory Auditor's Report

## Financial Report

### Alternative performance measures

If, based on the work we have performed, we conclude that there is a material misstatement of this other information, we are required to report that fact. We have nothing to report in this regard.

#### Board of Directors' Responsibilities for the Compensation Report

The Board of Directors is responsible for the preparation of a Compensation Report in accordance with the provisions of Swiss law and the Company's articles of incorporation, and for such internal control as the Board of Directors determines is necessary to enable the preparation of a Compensation Report that is free from material misstatement, whether due to fraud or error. The Board of Directors is also responsible for designing the remuneration system and defining individual remuneration packages.

#### Auditor's Responsibilities for the Audit of the Compensation Report

Our objectives are to obtain reasonable assurance about whether the information pursuant to Art. 734a-734f CO is free from material misstatement, whether due to fraud or error, and to issue an auditor's report that includes our opinion. Reasonable assurance is a high level of assurance, but is not a guarantee that an audit conducted in accordance with Swiss law and SA-CH will always detect a material misstatement when it exists. Misstatements can arise from fraud or error and are considered material if, individually or in the aggregate, they could reasonably be expected to influence the economic decisions of users taken on the basis of this Compensation Report.

As part of an audit in accordance with Swiss law and SA-CH, we exercise professional judgement and maintain professional skepticism throughout the audit. We also:

- Identify and assess the risks of material misstatement in the Compensation Report, whether due to fraud or error, design and perform audit procedures responsive to those risks, and obtain audit evidence that is sufficient and appropriate to provide a basis for our opinion. The risk of not detecting a material misstatement resulting from fraud is higher than for one resulting from error, as fraud may involve collusion, forgery, intentional omissions, misrepresentations, or the override of internal control.
- Obtain an understanding of internal control relevant to the audit in order to design audit procedures that are appropriate in the circumstances, but not for the purpose of expressing an opinion on the effectiveness of the Company's internal control.
- Evaluate the appropriateness of accounting policies used and the reasonableness of accounting estimates and related disclosures made.

We communicate with the Board of Directors or its relevant committee regarding, among other matters, the planned scope and timing of the audit and significant audit findings, including any significant deficiencies in internal control that we identify during our audit.



## Governance Report

### Compensation Report

Reflecting business and individual performance  
 Compensation governance  
 Compensation principles  
 Compensation of Givaudan executives  
 Compensation of the Executive Committee  
 Compensation of the Board of Directors  
 Share ownership  
 External mandates  
 Statutory Auditor's Report

## Financial Report

### Alternative performance measures

We also provide the Board of Directors or its relevant committee with a statement that we have complied with relevant ethical requirements regarding independence, and to communicate with them all relationships and other matters that may reasonably be thought to bear on our independence, and where applicable, actions taken to eliminate threats or safeguards applied.

KPMG SA

**Hélène Béguin**  
 Licensed Audit Expert  
 Auditor in Charge

**Cécile Ginier**  
 Licensed Audit Expert

Geneva, 23 January 2025



Governance Report

Compensation Report

**Financial Report**

Consolidated  
Financial Report

Statutory Financial Report

Alternative performance  
measures

# Financial Report

Consolidated Financial Report & Statutory Financial Report



## Governance Report

## Compensation Report

## Financial Report

Consolidated  
Financial ReportConsolidated financial  
statementsNotes to the consolidated  
financial statements

Statutory Auditor's Report

## Statutory Financial Report

Alternative performance  
measures

# Consolidated Financial Report

## Consolidated Financial Report

Consolidated financial statements	53
Consolidated Income Statement	53
Consolidated Statement of Comprehensive Income	53
Consolidated Statement of Financial Position	54
Consolidated Statement of Changes in Equity	55
Consolidated Statement of Cash Flows	56

## Notes to the consolidated financial statements

1. Group Organisation	57
2. Summary of Significant Accounting Policies	57
3. Critical Accounting Estimates and Judgments	65
4. Foreign Exchange Rates	66
5. Financial Risk Management	66
6. Acquisitions and Investments	76

7. Segment Information	77
8. Employee Benefits	79
9. Share-Based Payments	83
10. Investments in Joint Ventures	84
11. Other Operating Income	85
12. Other Operating Expense	85
13. Expenses by Nature	85
14. Financing Costs	85
15. Other Financial (Income) Expense, Net	85
16. Income Taxes	86
17. Earnings per Share	87
18. Cash and Cash Equivalents	88
19. Accounts Receivable – Trade	88
20. Inventories	88
21. Property, Plant and Equipment	89
22. Intangible Assets	90
23. Debt	92

24. Changes in Liabilities Arising from Financing Activities	94
25. Provisions	95
26. Own Equity Instruments	96
27. Equity	97
28. Commitments	97
29. Contingent Liabilities	97
30. Related Parties	98
31. Board of Directors and Executive Committee Compensation	98
32. List of Principal Group Companies	102
33. Disclosure of the Process of Risk Assessment	104

## Statutory Auditor's Report

Report on the Audit of the Consolidated Financial Statements	105
---	-----

# Consolidated financial statements



Governance Report

Compensation Report

Financial Report

Consolidated  
Financial Report

Consolidated financial  
statements

Notes to the consolidated  
financial statements

Statutory Auditor's Report

Statutory Financial Report

Alternative performance  
measures

## CONSOLIDATED INCOME STATEMENT

For the year ended 31 December

in millions of Swiss francs, except for earnings per share data	Note	2024	2023
Sales	7	7,412	6,915
Cost of sales		(4,141)	(4,069)
<b>Gross profit</b>		<b>3,271</b>	<b>2,846</b>
as % of sales		44.1%	41.2%
Selling, marketing and distribution expenses		(967)	(897)
Research and product development expenses		(565)	(519)
Administration expenses		(249)	(202)
Share of results of joint ventures and associates	10	8	5
Other operating income	11	28	30
Other operating expense	12	(132)	(147)
<b>Operating income</b>		<b>1,394</b>	<b>1,116</b>
as % of sales		18.8%	16.1%
Financing costs	14	(121)	(120)
Other financial income (expense), net	15	40	(7)
<b>Income before taxes</b>		<b>1,313</b>	<b>989</b>
Income taxes	16	(223)	(96)
<b>Income for the period</b>		<b>1,090</b>	<b>893</b>
<b>Attribution</b>			
Income attributable to non-controlling interests		–	–
Income attributable to equity holders of the parent		1,090	893
as % of sales		14.7%	12.9%
<b>Earnings per share – basic (CHF)</b>	<b>17</b>	<b>118.17</b>	<b>96.81</b>
<b>Earnings per share – diluted (CHF)</b>	<b>17</b>	<b>117.63</b>	<b>96.47</b>

The notes on pages 57–104 form an integral part of these financial statements.

## CONSOLIDATED STATEMENT OF COMPREHENSIVE INCOME

For the year ended 31 December

in millions of Swiss francs	Note	2024	2023
<b>Income for the period</b>		<b>1,090</b>	<b>893</b>
<b>Items that may be reclassified to the income statement</b>			
<b>Cash flow hedges</b>			
Movement in fair value, net		(11)	(53)
(Gains) losses removed from equity and recognised in the consolidated income statement		5	7
Movement on income tax	16	1	(1)
<b>Exchange differences arising on translation of foreign operations</b>			
Movement in fair value arising on hedging instruments of the net assets in foreign operations		(47)	121
Currency translation differences		229	(613)
Movement on income tax	16	5	(17)
<b>Items that will not be reclassified to the income statement</b>			
<b>Defined benefit pension plans</b>			
Remeasurement gains (losses) of post-employment benefit obligations	8	(45)	15
Movement on income tax	16	8	(3)
<b>Other comprehensive income for the period</b>		<b>145</b>	<b>(544)</b>
<b>Total comprehensive income for the period</b>		<b>1,235</b>	<b>349</b>
<b>Attribution</b>			
Total comprehensive income attributable to non-controlling interests		–	–
Total comprehensive income attributable to equity holders of the parent		1,235	349

The notes on pages 57–104 form an integral part of these financial statements.



## Governance Report

## Compensation Report

## Financial Report

Consolidated  
Financial ReportConsolidated financial  
statementsNotes to the consolidated  
financial statements

## Statutory Auditor's Report

## Statutory Financial Report

Alternative performance  
measures

## CONSOLIDATED STATEMENT OF FINANCIAL POSITION

in millions of Swiss francs	Note	31 December 2024	31 December 2023
<b>Assets</b>			
Cash and cash equivalents	5, 18	749	600
Derivative financial instruments	5	62	25
Financial assets at fair value through income statement	5	13	8
Accounts receivable – trade	5, 19	1,680	1,452
Inventories	20	1,425	1,275
Current tax assets	16	57	60
Prepayments		79	66
Other current assets	5	146	129
<b>Current assets</b>		<b>4,211</b>	<b>3,615</b>
Derivative financial instruments	5	73	99
Property, plant and equipment	21	2,383	2,242
Intangible assets	22	4,828	4,459
Deferred tax assets	16	145	118
Post-employment benefit plan assets	8	24	37
Financial assets at fair value through income statement	5	92	271
Interests in joint ventures and investments in associates	10	61	48
Other non-current assets		282	239
<b>Non-current assets</b>		<b>7,888</b>	<b>7,513</b>
<b>Total assets</b>		<b>12,099</b>	<b>11,128</b>

in millions of Swiss francs	Note	31 December 2024	31 December 2023
<b>Liabilities and equity</b>			
Short-term debt	5, 23	819	442
Derivative financial instruments	5	35	70
Accounts payable – trade and others	5	1,118	891
Accrued payroll and payroll taxes		253	170
Current tax liabilities	16	183	136
Financial liability – own equity instruments	26	38	64
Provisions	25	18	22
Other current liabilities		369	266
<b>Current liabilities</b>		<b>2,833</b>	<b>2,061</b>
Derivative financial instruments	5	39	11
Long-term debt	5, 23	3,932	4,463
Financial liability – own equity instruments	26	101	28
Provisions	25	66	63
Post-employment benefit plan liabilities	8	201	165
Deferred tax liabilities	16	287	232
Other non-current liabilities		62	107
<b>Non-current liabilities</b>		<b>4,688</b>	<b>5,069</b>
<b>Total liabilities</b>		<b>7,521</b>	<b>7,130</b>
Share capital	27	92	92
Retained earnings and reserves	27	6,968	6,542
Own equity instruments	26, 27	(34)	(11)
Other components of equity		(2,448)	(2,630)
<b>Equity attributable to equity holders of the parent</b>		<b>4,578</b>	<b>3,993</b>
Non-controlling interests		–	5
<b>Total equity</b>		<b>4,578</b>	<b>3,998</b>
<b>Total liabilities and equity</b>		<b>12,099</b>	<b>11,128</b>

The notes on pages 57–104 form an integral part of these financial statements.



## Governance Report

## Compensation Report

## Financial Report

Consolidated  
Financial ReportConsolidated financial  
statementsNotes to the consolidated  
financial statements

## Statutory Auditor's Report

## Statutory Financial Report

Alternative performance  
measures

## CONSOLIDATED STATEMENT OF CHANGES IN EQUITY

For the year ended 31 December

2024 in millions of Swiss francs	Share Capital	Retained earnings and reserves	Own equity instruments	Cash flow hedges	Currency translation differences	Equity attributable to equity holders of the parent	Non- controlling interests	Total equity
Note	27	27	26, 27					
<b>Balance as at 1 January</b>	<b>92</b>	<b>6,542</b>	<b>(11)</b>	<b>45</b>	<b>(2,675)</b>	<b>3,993</b>	<b>5</b>	<b>3,998</b>
Income for the period		1,090				1,090	–	1,090
Other comprehensive income for the period		(37)		(5)	187	145		145
<b>Total comprehensive income for the period</b>		<b>1,053</b>		<b>(5)</b>	<b>187</b>	<b>1,235</b>	<b>–</b>	<b>1,235</b>
Dividends paid		(627)				(627)		(627)
Movement in treasury shares, net			(7)			(7)		(7)
Movement in share based payment reserve			30			30		30
Movement in derivatives on own equity instruments			(46)			(46)		(46)
Non-controlling interests							(5)	(5)
<b>Net change in other equity items</b>		<b>(627)</b>	<b>(23)</b>			<b>(650)</b>	<b>(5)</b>	<b>(655)</b>
<b>Balance as at 31 December</b>	<b>92</b>	<b>6,968</b>	<b>(34)</b>	<b>40</b>	<b>(2,488)</b>	<b>4,578</b>	<b>–</b>	<b>4,578</b>
2023 in millions of Swiss francs	Share Capital	Retained earnings and reserves	Own equity instruments	Cash flow hedges	Currency translation differences	Equity attributable to equity holders of the parent	Non- controlling interests	Total equity
Note	27	27	26, 27					
<b>Balance as at 1 January</b>	<b>92</b>	<b>6,254</b>	<b>(40)</b>	<b>92</b>	<b>(2,166)</b>	<b>4,232</b>	<b>5</b>	<b>4,237</b>
Income for the period		893				893	–	893
Other comprehensive income for the period		12		(47)	(509)	(544)		(544)
<b>Total comprehensive income for the period</b>		<b>905</b>		<b>(47)</b>	<b>(509)</b>	<b>349</b>	<b>–</b>	<b>349</b>
Dividends paid		(617)				(617)		(617)
Movement in treasury shares, net			2			2		2
Movement in share based payment reserve			(3)			(3)		(3)
Movement in derivatives on own equity instruments			30			30		30
Non-controlling interests							–	–
<b>Net change in other equity items</b>		<b>(617)</b>	<b>29</b>			<b>(588)</b>	<b>–</b>	<b>(588)</b>
<b>Balance as at 31 December</b>	<b>92</b>	<b>6,542</b>	<b>(11)</b>	<b>45</b>	<b>(2,675)</b>	<b>3,993</b>	<b>5</b>	<b>3,998</b>

The notes on pages 57–104 form an integral part of these financial statements.





## Governance Report

## Compensation Report

## Financial Report

Consolidated  
Financial ReportConsolidated financial  
statementsNotes to the consolidated  
financial statements

## Statutory Auditor's Report

## Statutory Financial Report

Alternative performance  
measures

## CONSOLIDATED STATEMENT OF CASH FLOWS

For the year ended 31 December

in millions of Swiss francs	Note	2024	2023
Income for the period		1,090	893
Income tax expense	16	223	96
Interest expense	14	111	112
Non-operating income and expense	14, 15	(30)	15
<b>Operating income</b>		<b>1,394</b>	<b>1,116</b>
Depreciation of property, plant and equipment	21	205	202
Amortisation of intangible assets	22	154	154
Impairment of long-lived assets	21, 22	12	1
<b>Other non-cash items</b>			
share-based payments		59	29
pension expense	8	38	31
additional and unused provisions, net	25	18	37
other non-cash items		5	(53)
<b>Adjustments for non-cash items</b>		<b>491</b>	<b>401</b>
(Increase) decrease in inventories		(126)	43
(Increase) decrease in accounts receivable		(191)	(112)
(Increase) decrease in other current assets		(26)	(20)
Increase (decrease) in accounts payable		187	105
Increase (decrease) in other current liabilities		113	32
<b>(Increase) decrease in working capital</b>		<b>(43)</b>	<b>48</b>
Income taxes paid		(152)	(121)
Pension contributions paid	8	(45)	(46)
Provisions used	25	(20)	(25)
<b>Cash flows from (for) operating activities</b>		<b>1,625</b>	<b>1,373</b>
Increase in long-term debt	24	234	738
(Decrease) in long-term debt	24	(1)	(383)
Increase in short-term debt	24	1,201	2,858
(Decrease) in short-term debt	24	(1,631)	(3,111)
<b>Cash flows from debt, net</b>		<b>(197)</b>	<b>102</b>

in millions of Swiss francs	Note	2024	2023
Interest paid	24	(92)	(97)
Purchase and sale of derivative financial instruments, net	24	(2)	6
Lease payments	24	(60)	(56)
Transactions of non-controlling interests	6	(5)	
Other, net	24	(8)	(8)
<b>Cash flows from financial liabilities</b>		<b>(364)</b>	<b>(53)</b>
Distribution to the shareholders paid	27	(627)	(617)
Purchase and sale of own equity instruments, net		(35)	(29)
<b>Cash flows from (for) financing activities</b>		<b>(1,026)</b>	<b>(699)</b>
<b>Acquisition and disposal related cash flows</b>			
Purchase of property, plant and equipment	21	(236)	(215)
Purchase of intangible assets	22	(57)	(60)
Acquisition of assets in the form of an asset deal	6		(183)
Acquisition of subsidiaries, net of cash acquired	6	(229)	
Proceeds from the disposal of property, plant and equipment	21	13	4
Proceeds from sales of intangible assets	22	–	–
Disposal of subsidiary, net of cash disposed		5	
(Increase) decrease in share capital of jointly controlled entities	10	(5)	2
Interest received		12	6
Dividend received from joint ventures, associates and other investments		6	3
Purchase and sale of financial assets at fair value through income statement, net		84	(15)
Impact of financial transactions on investing, net		(14)	15
Other, net		(27)	(24)
<b>Cash flows from (for) investing activities</b>		<b>(448)</b>	<b>(467)</b>
<b>Net increase (decrease) in cash and cash equivalents</b>		<b>151</b>	<b>207</b>
Net effect of currency translation on cash and cash equivalents		(2)	(82)
Cash and cash equivalents at the beginning of the period	18	600	475
<b>Cash and cash equivalents at the end of the period</b>	<b>18</b>	<b>749</b>	<b>600</b>

The notes on pages 57–104 form an integral part of these financial statements.

# Notes to the consolidated financial statements



## 1. Group Organisation

Givaudan SA and its subsidiaries (hereafter 'the Group') operate under the name Givaudan. Givaudan SA is a limited liability company incorporated and domiciled in Switzerland. The Group is headquartered in Vernier, near Geneva, Switzerland. Givaudan is a leading supplier of creative fragrance, beauty, taste and wellbeing products to the consumer goods industry. It operates in over 100 countries and has subsidiaries and branches in more than 40 countries. Worldwide, it employs 16,942 people. A list of the principal Group companies is shown in Note 32 to the consolidated financial statements.

The Group is listed on the SIX Swiss Exchange (GIVN).

## 2. Summary of Significant Accounting Policies

The significant accounting policies applied in the preparation of these consolidated financial statements are set out below. These policies have been consistently applied to all years presented, unless otherwise stated.

### 2.1 Basis of Preparation

The consolidated financial statements have been prepared in accordance with IFRS accounting standards as issued by the IASB and Swiss law.

They are prepared under the historical cost convention as modified by the revaluation of financial assets and financial liabilities at fair value through the income statement, and of own equity instruments classified as derivatives. Historical cost is generally based on the fair value of the consideration given in exchange for goods and services. Fair value is the price that would be received to sell an asset or paid to transfer a liability in an orderly transaction between market participants at the measurement date, regardless of whether that price is directly observable or estimated using another valuation technique.

The preparation of the consolidated financial statements requires management to make estimates and assumptions that affect the reported amounts of assets and liabilities, disclosure of contingent liabilities at the date of the financial statements, and reported amounts of revenues and expenses during the reporting period. It also requires management to exercise its judgment in the process of applying the Group's accounting policies. Critical accounting estimates and judgments are disclosed in Note 3.

Givaudan SA's Board of Directors approved these consolidated financial statements on 22 January 2025.

### 2.1.1 Changes in Accounting Policies and Disclosures Standards, amendments and interpretations effective in 2024

The accounting policies adopted are consistent with those of the annual financial statements for the year ended 31 December 2023. Several standards and amendments apply for the first time in 2024 including Amendments to IAS 1: Classification of Liabilities as Current or Non-current, Amendments to IAS 1: Non-current Liabilities with Covenants, Amendments to IAS 7 and IFRS 7: Supplier Finance Arrangements, and Amendments to IFRS 16: Lease Liability in a Sale and Leaseback. None of these had a material impact on the Group's Financial Statements.

### 2.1.2 IFRSs and IFRICs issued but not yet effective

New and revised standards and interpretations, issued but not yet effective, have been reviewed to identify the nature of the future changes in accounting policy and to estimate the effect of any necessary changes in the consolidated financial statements and supporting notes upon their adoption.

### Issued and effective for 2025 and after

Several standards and amendments are issued and will apply for the first time in 2025 or after, including Amendments to IAS 21: Lack of Exchangeability and Amendments IFRS 9 and IFRS 7: Classification and measurement of financial instruments, Annual Improvements to IFRS Accounting Standards (volume 11), and IFRS 18 Presentation and Disclosures in Financial Statements. The amendments to IAS 21, IFRS 9, IFRS 7 and the Annual Improvements to IFRS Accounting Standards (volume 11) will not have a material impact on the Group's Financial Statements. For the new standard IFRS 18, applicable to annual reporting periods beginning on or after 1 January 2027, the Group is currently performing an impact assessment.

### 2.2 Consolidation

The subsidiaries that are consolidated are those companies controlled, directly or indirectly, by Givaudan SA. The Group controls an entity when the Group is exposed to, or has rights to, variable returns from its involvement with the entity and has the ability to affect those returns through its power over the entity. The Group reassesses whether or not it controls an investee if there are indications of a change in facts and circumstances.



## Governance Report

## Compensation Report

## Financial Report

### Consolidated Financial Report

Consolidated financial  
statements

Notes to the consolidated  
financial statements

Statutory Auditor's Report

Statutory Financial Report

## Alternative performance measures

Companies acquired during the year are consolidated from the date on which operating control is transferred to the Group, and subsidiaries to be divested are included up to the date on which control passes to the acquirer.

The acquisition method of accounting is used to account for the acquisition of subsidiaries. The cost of an acquisition is measured as the fair value of the assets transferred, shares issued and liabilities undertaken or assumed at the date of acquisition. Identifiable assets acquired and liabilities and contingent liabilities assumed are measured initially at their fair values at the acquisition date. Acquisition related costs are expensed as incurred. The excess of the cost of acquisition over the fair value of the Group's share of net assets of the subsidiary acquired is recognised as goodwill.

Where necessary, changes are made to the accounting policies of subsidiaries to bring and ensure consistency with the policies adopted by the Group. Assets and liabilities, equity, income, expenses and cash flows resulting from inter-company transactions are eliminated in full on consolidation.

## 2.3 Foreign Currency Valuation

### 2.3.1 Functional and presentation currency

Items included in the financial statements of each entity in the Group are measured using the functional currency of that entity. The functional currency is normally the one in which the entity primarily generates and expends cash. The consolidated financial statements are presented in millions of Swiss francs (CHF), the Swiss franc being the Group's presentation currency.

### 2.3.2 Transactions and balances

Foreign currency transactions are translated into the functional currency using the exchange rates prevailing on the dates of the transactions, or using a rate that approximates the exchange rates on the dates of the transactions. Foreign exchange gains and losses resulting from the settlement of such transactions and from the translation at the reporting period-end rates of monetary assets and liabilities denominated in foreign currencies are recognised in other financial income (expense), net, except for:

- Exchange differences recognised in other comprehensive income as qualifying cash flow hedges on certain foreign currency risks and qualifying net investment hedges;

- Exchange differences on monetary items to a foreign operation for which settlement is neither planned nor likely to occur, therefore forming part of the net investment in the foreign operation, which are recognised initially in other comprehensive income and reclassified from equity to the income statement on disposal of the net investment or on partial disposal when there is a loss of control of subsidiary or a loss of joint control over a jointly controlled entity; and
- Exchange differences on foreign currency borrowings relating to assets under construction which are included in the cost of those assets when they are regarded as an adjustment to interest costs on those foreign currency borrowings.

Non-monetary items that are measured in terms of historical cost in foreign currencies are not retranslated.

### 2.3.3 Translation of the financial statements of foreign subsidiaries

For the purpose of presenting consolidated financial statements, the assets and liabilities of Group companies reporting in currencies other than Swiss francs (foreign operations) are translated into Swiss francs using exchange rates prevailing at the end of the reporting period. Cash flows, income and expenses items of Group companies are translated each month independently at the average exchange rates for the period when it is considered a reasonable approximation of the underlying transaction rate. All resulting exchange differences are recognised in other comprehensive income and accumulated in equity.

### 2.3.4 Hyperinflationary economies

Restatement of financial statements is required for subsidiaries whose functional currencies have experienced a cumulative inflation rate of more than 100% over the past three years. The gain or loss on the net monetary position are recognised in the consolidated income statement and then translated into Swiss francs. Restatement to current units of currency is made using the change in a general price index.

## 2.4 Segment Reporting

The operating segments are identified on the basis of internal reports that are regularly reviewed by the Executive Committee, the members of the Executive Committee being the chief operating decision makers, in order to allocate resources to the segments and to assess their performance. The internal financial reporting is consistently prepared along the lines of the two operating divisions: Fragrance & Beauty and Taste & Wellbeing.



## Governance Report

## Compensation Report

## Financial Report

### Consolidated Financial Report

Consolidated financial  
statements

Notes to the consolidated  
financial statements

Statutory Auditor's Report

Statutory Financial Report

## Alternative performance measures

The business units of each division, respectively Fine Fragrances, Consumer Products, Fragrance Ingredients and Active Beauty for the Fragrance & Beauty Division and Beverages, Dairy, Savoury, Sweet Goods and Natural Ingredients for the Taste & Wellbeing Division, are not considered as separately reportable operating segments as decision making about the allocation of resources and the assessment of performance are not made at this level.

Inter-segment transfers or transactions are set on an arm's length basis.

Information about geographical areas is determined based on the Group's operations; Switzerland, Europe, Africa and Middle East, North America, Latin America and Asia Pacific. Revenues from external customers are shown by destination and by segment.

### 2.5 Revenue from Contracts with Customers

The Group manufactures and sells manufactured fragrance, beauty, taste and wellbeing products, specialty ingredients and molecules of fragrance and taste to the agreed upon specifications and may contain additional performance obligations for certain clients such as the assignment of specific application technologies, joint market research and particular stock conditions. Most of these additional performance obligations are not distinct because they are highly dependent on the delivery of manufactured products and molecules.

Sales are recognised when control of the goods has transferred, being when the goods are delivered to the customer, the customer has full discretion over the channel and price to sell the goods, and there is no unfulfilled obligation that could affect the customer's acceptance of the goods. Delivery occurs when the customer has accepted the goods in accordance with the sales contract, the acceptance provisions have lapsed, or the Group has objective evidence that all criteria for acceptance have been satisfied.

The goods are often sold with volume discounts based on aggregate sales over a 12 months period. Revenue from these sales is recognised based on the price specified in the contract, net of the estimated volume discounts provided that it is highly probable that a significant reversal will not occur. No element of financing is deemed present as the sales are made with credit terms being less than one year.

A receivable is recognised when the goods are delivered as this is the point in time that the consideration is unconditional because only the passage of time is required before the payment is due.

### 2.6 Research and Product Development

The Group is active in research and in formulas, technologies and product developments. In addition to its internal scientific efforts, the Group collaborates with outside partners.

Expenditure on research activities is recognised as an expense in the period in which it is incurred.

Internal developments or developments obtained through agreements on formula, technology and product costs are capitalised as intangible assets when there is an identifiable asset that will generate probable economic benefits and when the cost can be measured reliably. When the conditions for recognition of an intangible asset are not met, development expenditure is recognised in the income statement in the period in which it is incurred.

### 2.7 Employee Benefit Costs

Wages, salaries, social security contributions, annual leave and paid sick leave, bonuses and non-monetary benefits are expensed in the year in which the associated services are rendered by the Group's employees.

#### 2.7.1 Pension obligations

A defined benefit plan is a pension plan that defines an amount of pension benefit that an employee will receive on retirement, principally dependent on an employee's years of service and remuneration at retirement. Plans are usually funded by payments from the Group and employees to financially independent trusts. The liability or asset recognised in the statement of financial position is the aggregate of the present value of the defined benefit obligation at the statement of financial position date less the fair value of plan assets (incl. application of the asset ceiling if applicable). Where a plan is unfunded, only a liability representing the present value of the defined benefit obligation is recognised in the statement of financial position. The present value of the defined benefit obligation is calculated by independent actuaries using the projected unit credit method at interim and annual publication. This reflects the discounted expected future payment required to settle the obligation resulting from employee service in the current and prior periods. The future cash outflows incorporate actuarial assumptions e.g. regarding the projected rates of remuneration growth, and long-term indexation rates. Discount rates, used to determine the present value of the defined benefit obligation, are based on the market yields of high quality corporate bonds in the country concerned. Actuarial gains and losses arising from experience adjustments and changes in actuarial assumptions are charged or credited to equity in other comprehensive income in the period in which they arise. Past service costs are recognised immediately in the



## Governance Report

## Compensation Report

## Financial Report

### Consolidated Financial Report

Consolidated financial  
statements

Notes to the consolidated  
financial statements

Statutory Auditor's Report

Statutory Financial Report

## Alternative performance measures

income statement. Pension assets and liabilities in different defined benefit schemes are not offset unless the Group has a legally enforceable right to use the surplus in one plan to settle obligations in another plan.

A defined contribution plan is a pension plan under which the Group pays fixed contributions into publicly or privately administered funds. The Group has no further payment obligations once the contributions have been made. The contributions are charged to the income statement in the year to which they relate.

### 2.7.2 Other post-retirement obligations

Some Group companies provide certain post-retirement healthcare and life insurance benefits to their retirees, the entitlement to which is usually based on the employee remaining in service up to retirement age and completing a minimum service period. The expected costs of these benefits are accrued over the periods in which employees render service to the Group.

## 2.8 Share-Based Payments

The Group has established a performance share plan to align the long-term interests of key executives and members of the Board of Directors with the interests of the shareholders.

Key executives are awarded a portion of their performance-related compensation in equity-settled share-based payment transactions. The costs are recorded in each relevant functions part of the employees' remuneration as personnel expenses with a corresponding entry in equity in own equity instruments for equity-settled share-based payment transactions. The different share-based payments are described below:

### 2.8.1 Performance Share Plan

Key executives are awarded a portion of their performance-related compensation in equity-settled share-based payment transactions in the form of a performance share plan.

The performance share plan is established with Givaudan registered shares and a vesting period of three years. The Group has at its disposal either treasury shares or conditional share capital.

The cost of equity-settled instruments is expensed as employee remuneration over the vesting period, together with a corresponding increase in equity in own equity instruments. The cost is determined by reference to the fair value of the shares expected to be delivered at the date of

vesting. Performance conditions are included in the assumptions in which the number of shares varies. No market conditions are involved.

The fair value is determined as the market price at grant date reduced by the present value of dividends expected or any other expected distribution to the shareholders to be paid during the vesting period, as participants are not entitled to receive dividends or any other distribution to the shareholders during the vesting period.

At each statement of financial position date the Group revises its estimates of the number of shares that are expected to be delivered. Where an equity-settled award is cancelled, it is treated as if it had vested on the date of cancellation.

### 2.8.2 Restricted Share Plan

The members of the Board of Directors receive a portion of their compensation in equity-settled share-based payment transactions in the form of restricted share units.

Restricted shares are set generally with a vesting period of three years, during which the restricted shares cannot be settled or transferred. The Group has at its disposal treasury shares for the delivery of the restricted shares.

The cost of these equity-settled instruments to be expensed, together with a corresponding increase in equity, over the vesting period, is determined by reference to the fair value of the restricted shares granted at the date of the grant. Service conditions are included in the assumptions about the number of restricted shares that are expected to become deliverable. No performance conditions are included.

The fair value is determined as the market price at grant date reduced by the present value of dividends expected or any other expected distribution to the shareholders to be paid during the vesting period, as participants are not entitled to receive dividends or any other distribution to the shareholders during the vesting period.

At each statement of financial position date the Group revises its estimates of the number of restricted shares that are expected to be delivered. Where an equity-settled award is cancelled, it is treated as if it had vested on the date of cancellation.



## Governance Report

## Compensation Report

## Financial Report

### Consolidated Financial Report

Consolidated financial  
statements

Notes to the consolidated  
financial statements

Statutory Auditor's Report

### Statutory Financial Report

## Alternative performance measures

### 2.9 Taxation

Income taxes include all taxes based upon the taxable profits of the Group, including withholding taxes payable on the distribution of retained earnings within the Group. Other taxes not based on income, such as property and capital taxes, are included either in operating expenses or in financial expenses according to their nature. The Group's liability for current income tax is calculated using tax rates that have been enacted or substantively enacted by the end of the reporting period.

The Group has determined that the global minimum top-up tax, which it may be required to pay under the OECD Pillar Two provisions as enacted in the Swiss tax legislation, is an income tax under the scope of IAS 12. The Group applies the exception to recognising and disclosing information about deferred tax assets and liabilities related to Pillar Two income taxes, as provided in the amendments to IAS 12 issued in May 2023.

Deferred income taxes are provided based on the full liability method, under which deferred tax consequences are recognised for temporary differences between the tax bases of assets and liabilities and their carrying values. Deferred tax liabilities are generally recognised for all taxable temporary differences. Deferred tax assets are generally recognised for all deductible temporary differences, unused tax losses and unused tax credits to the extent that it is probable that taxable profit will be available against which those items can be utilised. Management considers that these tax benefits are probable on the basis of business projections on the relevant entities.

Deferred income tax assets and liabilities are measured at the tax rates that are expected to apply to the year when the asset is realised or the liability is settled, based on tax rates that have been enacted or substantively enacted at the balance sheet date.

Deferred income tax is provided on temporary differences arising on investments in subsidiaries and interests in jointly controlled entities, except where the timing of the reversal of the temporary difference is controlled by the Group and it is probable that the temporary difference will not reverse in the foreseeable future. Current tax assets and liabilities are offset and deferred income tax assets and liabilities are offset when the income taxes are levied by the same taxation authority and when there is a legally enforceable right to offset them.

Current and deferred tax are recognised as an expense or income in the income statement, except when they relate to items that are recognised outside the income statement, in which case the tax is also recognised outside the income statement.

### 2.10 Cash and Cash Equivalents

Cash and cash equivalents comprise cash on hand and demand deposits with banks and similar institutions. Cash equivalents are held for the purpose of meeting short-term cash commitments (maturity of three months or less from the date of acquisition) and are subject to an insignificant risk of changes in value.

### 2.11 Financial Assets

#### 2.11.1 Financial assets at fair value through the income statement

Financial assets such as debt instruments, equity securities, investment funds and derivatives not designated as effective hedging instruments are classified in this category.

Debt instruments are held with the objective to manage cash flows by both collecting their contractual cash flows and selling them at market price when needed. The main purpose of such instruments is to fund obligations related to employees. They are designated as financial assets measured at fair value through the income statement to avoid recognition inconsistency resulting from changes in fair values of the financial assets and the obligations.

Other financial assets which are not debt instruments are held with the main objectives to participate in long-term partnerships, to hedge certain financial risks, and to fund obligations related to employees. Their designation as financial assets measured at fair value through the income statement is in line with management intentions to hold such assets. These financial assets are initially measured at fair value whereas directly attributable transaction costs are expensed in the income statement. At the end of each period, the carrying value is adjusted to the fair value with a corresponding entry in the income statement until the investment is derecognised.

The subsidiaries in the United States of America entered over the years into various life insurance contracts called corporate owned life insurance (COLI) to fund long-term obligations related to employees. For both the COLI contracts and the associated long-term obligations, adjustments to the fair value, gains and losses, are recognised in the income statement.

For quoted equity instruments, the fair value is the market value, being calculated by reference to share exchange quoted selling prices at close of business on the statement of financial position date. Non-quoted financial assets are valued at fair value based on observable market transactions or if not available based on prices given by reputable financial institutions or on the price of the latest transaction.




---

**Governance Report**


---

**Compensation Report**


---

**Financial Report**
**Consolidated  
Financial Report**

 Consolidated financial  
statements

 Notes to the consolidated  
financial statements

Statutory Auditor's Report

**Statutory Financial Report**


---

**Alternative performance  
measures**
**2.11.2 Financial assets at amortised cost**

Trade receivables are financial assets that are initially recognised at the transaction price and subsequently measured at amortised cost. They reach the objective of collecting contractual cash flows over their life. Trade receivables are carried at amortised cost less allowances for loss. They generally do not contain a significant financing component. The allowance loss measurement is then determined by applying a simplified approach equalling the lifetime expected credit losses. Under this approach the tracking of changes in credit risk is not required but instead the base lifetime expected credit loss at all times is applied. An allowance for loss is estimated using a provision matrix that takes into account both the outstanding amounts and the risk category of the debtor, which is based on past default experience, specific factors to debtors and reasonable and supportable information about future economic conditions. Losses are recorded within selling, marketing and distribution expenses in the income statement. Trade receivables are deemed as impaired when there is an indication of significant financial difficulties of the debtor (delinquency in or default on payments occurs, probability of bankruptcy or need for financial reorganisation).

Trade receivables are non-derivative financial assets with fixed or determinable payments that are not quoted in an active market.

**2.12 Derivative Financial Instruments and Hedging Activities**

Most derivative instruments are entered into to provide economic hedges. They are initially recognised at fair value on the date a derivative contract is entered into and are subsequently measured at their fair value. The method to recognise the resulting gain or loss depends on whether the derivative is designated as a hedging instrument and, if so, the nature of the item being hedged.

The Group documents, at the inception of the transaction, the relationship between hedging instruments and hedged items, as well as its risk management objectives and strategy for undertaking various hedging transactions. The Group also documents its assessment, both at hedge inception and on an ongoing basis, as to whether the derivatives that are used in hedging transactions are highly effective in offsetting changes in fair values or cash flows of hedged items.

Movements on the hedging reserve in shareholders' equity are shown in the statement of changes in equity. These derivatives are presented as current or non-current on the basis of their settlement dates.

**2.12.1 Cash flow hedge**

The effective portion of changes in the fair value of derivatives that are designated and qualify as cash flow hedges is recognised in the cash flow hedge reserve within other comprehensive income, limited to the cumulative change in fair value of the hedged item on a present value basis from the inception of the hedge. The gain or loss relating to the ineffective portion is immediately recognised in financing costs in the income statement.

Amounts accumulated in equity are reclassified to the income statement in the periods when the hedged transaction affects the income statement, in the same line as the recognised hedged item. However, when the hedged forecast transaction results in the recognition of a non-financial asset or liability, the amounts are transferred from equity and included in the initial measurement of the cost of the non-financial asset or liability.

When forward contracts are used to hedge forecast transactions such as future debt issuance, management assumes that the sources of hedge ineffectiveness in regards of the characteristics of the hedging relationship is sufficiently immaterial to exclusively perform a qualitative assessment.

When the hedging instrument expires or is sold, terminated or exercised, or the hedge no longer meets the criteria for hedge accounting, any cumulative gain or loss existing in equity at that time remains in equity and is recognised when the ultimate forecast transaction occurs. If the forecast transaction is no longer expected to occur, any cumulative gain or loss existing in equity is immediately taken to the income statement.

**2.12.2 Hedges of net investments in foreign operations**

Hedges of net investments in foreign operations are accounted for similarly to cash flow hedges. Any gain or loss on the foreign currency forward contracts relating to the effective portion of the hedge is recognised in other comprehensive income and accumulated in the foreign currency translation reserve. The gain or loss relating to the ineffective portion is recognised immediately in other financial income and expense in the income statement.

**2.12.3 Derivatives at fair value through the income statement**

Certain derivative instruments do not qualify for hedge accounting and are accounted for at fair value through the income statement. At each statement of financial position date these derivative instruments are valued at fair value based on quoted market prices, with the unrealised gain or loss recognised in the income statement. They are derecognised when the



## Governance Report

## Compensation Report

## Financial Report

### Consolidated Financial Report

Consolidated financial  
statements

[Notes to the consolidated  
financial statements](#)

Statutory Auditor's Report

Statutory Financial Report

## Alternative performance measures

Group has lost control of the contractual rights of the derivatives, at which time a realised gain or loss is recognised in the income statement.

### 2.13 Inventories

Inventories are stated at the lower of cost and net realisable value. Cost is determined using a weighted average cost formula. The cost of finished goods and work in process comprises raw materials, direct labour, other direct costs and related production overheads but excludes borrowing costs. Cost of sales includes the corresponding direct production costs of goods manufactured and services rendered as well as related production overheads. Net realisable value is the estimated selling price in the ordinary course of business, less estimated costs necessary to make the sale.

### 2.14 Property, Plant and Equipment

Property, plant and equipment are initially recognised at cost of purchase or construction and subsequently at cost less accumulated depreciation and accumulated impairment losses. The cost of an item of property, plant and equipment includes expenditure that is attributable to the purchase or construction.

The assets are depreciated on a straight-line basis, except for land, which is not depreciated. Estimated useful lives of major classes of depreciable assets are as follows:

- Buildings and land improvements: 40 years
- Machinery, equipment and vehicles: 3–15 years

The assets' residual values and useful lives are reviewed, and adjusted if appropriate, at each statement of financial position date.

The carrying values of assets are written down to their recoverable amount when the carrying value is greater than their estimated recoverable amount (Note 2.17).

Gains and losses on disposals are determined by comparing the proceeds with the carrying amount with gains being recognised within other operating income and losses being recognised within other operating expense within the income statement.

Subsequent costs are included in the asset's carrying amount or recognised as a separate asset, as appropriate, only when it is probable that future economic benefits associated with the item will flow to the Group and the cost of the item can be measured reliably. Subsequent costs such as repairs and maintenance are recognised as expenses as incurred.

### 2.15 Leases

For all agreements containing a lease, a right-of-use asset and a corresponding lease liability are recognised, except for low-value assets and short-term leases, defined as leases with a lease term of 12 months or less. Those are recognised as an expense on a straight-line basis in the consolidated income statement. The Group accounts for contracts containing both lease and non-lease components as a single lease component.

The lease liability is initially measured at the present value of the future lease payments, as from commencement date of the lease until the expected termination date. In determining the lease term, management considers all facts and circumstances that create an economic incentive to exercise an extension option, or not exercise a termination option. Extension options are only included in the lease term if the lease is reasonably certain to be extended. The lease term is reassessed if an option is, or not, actually exercised or the Group becomes obliged, or not, to exercise it. The assessment of reasonable certainty is only revised if a significant event or a significant change in circumstances occurs, which affects this assessment, and that is within the control of the lessee. The lease payments are discounted by using the interest rate implicit in the contract or, if not available, the incremental borrowing rate, which is defined as the interest rate that the Group would have to pay to borrow, over a similar term and with a similar security, the funds necessary to obtain an asset of a similar value to the right-of-use asset in a similar economic environment. The lease liability is subsequently measured to reflect interest, lease payments and any lease modifications. The lease liability is presented under the lines short-term debt and long-term debt in the consolidated statement of financial position. The interest expense is presented in the line financing costs in the consolidated income statement.

The right-of-use assets comprise the initial measurement of the corresponding lease liability, lease payments made at or before the commencement date, initial direct costs and estimates of cost to put the underlying asset in the appropriate condition. Right-of-use assets are subsequently measured at cost less accumulated depreciation and impairment losses, adjusted for any remeasurement of the lease liability. They are depreciated over the shorter period of the lease term and the useful life of the underlying asset. Right-of-use-assets are presented in the consolidated statement of financial position under the line property, plant and equipment.

All lease payments on leases are presented as part of cash flows from financing activities, except for the short-term and low-value leases cash flows which are booked under operating activities.





## Governance Report

## Compensation Report

## Financial Report

### Consolidated Financial Report

Consolidated financial  
statements

Notes to the consolidated  
financial statements

Statutory Auditor's Report

Statutory Financial Report

## Alternative performance measures

### 2.16 Intangible Assets

Goodwill represents the excess of the cost of an acquisition over the fair value of the Group's share of the net assets of the acquired subsidiary at the date of acquisition. Goodwill on acquisitions is recognised in the statement of financial position as an intangible asset.

Goodwill is tested annually for impairment or more frequently when there are indications of impairment, and carried at cost less accumulated impairment losses. Impairment charges on goodwill are not reversed. Any goodwill or fair value adjustments to the carrying amounts of assets and liabilities arising on the acquisition of a foreign operation are recognised in the local currency at the effective date of the transaction and translated at year-end exchange rates. For the purpose of impairment testing, goodwill is allocated to the cash-generating units being the Group's reportable operating segments: Taste & Wellbeing Division and Fragrance & Beauty Division, which itself includes two lower levels of cash-generating units related to Expressions Parfumées and Fragrance Oils.

Intangible assets acquired in a business combination are identified and recognised separately from goodwill when they satisfy the definition of an intangible asset and their fair values can be measured reliably.

Internal developments are capitalised as intangible assets when there is an identifiable asset that will generate probable economic benefits and when the cost can be measured reliably. Costs include all costs directly attributable to preparing the asset for use. Development costs previously recognised as an expense are not recognised as an asset in subsequent periods.

Separately acquired intangible assets are capitalised when the identifiable asset will generate probable economic benefits and when its cost can be measured reliably.

Intangible assets are carried at cost less accumulated amortisation and accumulated impairment losses. Amortisation is on a straight-line basis over the estimated economic useful life of the asset. Useful life is determined based on the character of the asset and may be indefinite. In that case, the asset is not amortised but annually tested for impairment. Estimated definite useful life of major classes of amortisable assets are as follows:

- Process-oriented technology: 5–25 years
- Client relationships: 15–23 years
- Supplier relationships: 3 years
- Name and product brands: 2–20 years
- Software/ERP system: 3–7 years

Gains or losses arising on the disposal of intangible assets are measured as the difference between the net disposal proceeds and the carrying amount with gains being recognised within other operating income and losses being recognised in other operating expense within the income statement.

### 2.17 Impairment of Long-Lived Assets

Non-financial assets that are subject to depreciation or amortisation are reviewed for impairment whenever events or changes in circumstances indicate that the carrying amount may not be recoverable. When the recoverable amount of a non-financial asset, being the higher of its fair value less cost to sell and its value in use, is less than its carrying amount, then the carrying amount is reduced to the asset's recoverable value. This reduction is recognised as an impairment loss within other operating expense within the income statement. Value in use is determined by using pre-tax cash-flow projections over a five-year period and a terminal value. These are discounted using a pre-tax discount rate that reflects current market conditions of the time value of money and the risks specific to the asset.

Intangible assets with indefinite useful life are tested for impairment annually, and whenever there is an indication that the asset may be impaired.

An impairment loss is reversed if there has been a change in the circumstances used to determine the recoverable amount. A previously recognised impairment loss is reversed only to the extent that the asset's carrying amount does not exceed the carrying amount that would have been determined, net of depreciation or amortisation, if no impairment loss had been recognised.

### 2.18 Accounts Payable–Trade and Others

Trade payables are obligations to pay for goods or services that have been acquired in the ordinary course of business from suppliers and are carried at amortised cost.

### 2.19 Debt

The proceeds of straight bonds, of private placements and of debt issued are recognised as the proceeds received, net of transaction costs incurred. Any discount arising from the coupon rate and transaction costs deducted, represented by the difference between the net proceeds and the redemption value, is amortised using the effective interest rate method and charged to interest expense over the life of the bonds or the private placements. Debt is derecognised at redemption date.



## Governance Report

## Compensation Report

## Financial Report

### Consolidated Financial Report

Consolidated financial  
statements

Notes to the consolidated  
financial statements

Statutory Auditor's Report

Statutory Financial Report

## Alternative performance measures

Debt is classified within current liabilities unless it does not have the right at the end of the reporting period to defer settlement of the liability for at least twelve months after the reporting date.

### 2.20 Provisions

Provisions are recognised when the Group has a present legal or constructive obligation as a result of past events, for which it is probable that an outflow of resources embodying economic benefits will be required to settle the obligation, and for which a reliable estimate of the amount of the obligation can be made. Provisions are reviewed regularly and are adjusted where necessary to reflect the current best estimates of the obligation.

### 2.21 Own Equity Instruments

Own equity instruments are own shares and derivatives on own shares. Purchases and sales are accounted for at the settlement date.

Purchases of own shares are recognised at acquisition cost including transaction costs as a deduction from equity. The original cost of acquisition, results from resale and other movements are recognised as changes in equity, net. Treasury shares acquired by the execution of own equity derivatives are recognised at the execution date market price.

The settlement and the contract for derivatives on own shares determine the categorisation of each instrument. When the contract assumes the settlement is made by exchanging a fixed amount of cash for a fixed number of treasury shares, the contract is recognised in equity except for a forward contract to buy and write put options which is recognised as a financial liability. When the contract assumes the settlement either net in cash or net in treasury shares or in the case of option of settlement, the contract is recognised as a derivative. Instruments recognised in equity are recognised at acquisition cost including transaction costs. Instruments recognised as financial liabilities are recognised at the net present value of the strike price of the derivative on own shares with the interest charge recognised over the life of the derivative in the line Financing costs of the income statement. They are derecognised when the Group has lost control of the contractual rights of the derivative, with the realised gain or loss recognised in equity.

At each statement of financial position date instruments recognised as derivatives are valued at fair value based on quoted market prices, with any unrealised gain or loss adjusted against equity. They are derecognised when the Group has lost control of the contractual rights of the derivatives, with any realised gain or loss recognised.

### 2.22 Distribution to the Shareholders

Dividend distributions or distributions out of statutory capital reserves from 'capital contributions—additional paid-in capital' are recognised in the period in which they are approved by the Group's shareholders.

## 3. Critical Accounting Estimates and Judgments

The estimates and underlying assumptions are reviewed on an ongoing basis and are based on historical experience and other factors, including expectation of future events that are believed to be reasonable under the circumstances.

### 3.1 Critical Accounting Estimates and Assumptions

The key assumptions concerning the future, and other key sources of estimation uncertainty at the statement of financial position date that have a significant risk of causing a material adjustment to the carrying amounts of assets and liabilities within the next financial year, are for the most part related to:

- In a business combination, the determination of the fair value of the identifiable assets acquired, particularly intangibles, and the liability requiring estimations which are based on all available information and in some cases on assumptions with respect to the timing and amount of future revenues and expenses associated with an asset. The purchase price is allocated to the underlying acquired assets and liabilities based on their estimated fair value at the time of acquisition. The excess is reported as goodwill. As a result, the purchase price allocation impacts reported assets and liabilities, future net earnings due to the impact on future depreciation and amortisation expense and impairment charges (Note 6);
- The impairment of goodwill requiring estimates of the value in use of the cash-generating units to which goodwill is allocated (Note 22);
- The impairment of long-lived assets requiring estimates to measure the recoverable amount of an asset or group of assets (Note 21 and 22);
- The calculation of the present value of defined benefit obligations requiring financial and demographic assumptions (Note 8);



## Governance Report

## Compensation Report

## Financial Report

### Consolidated Financial Report

Consolidated financial  
statements

Notes to the consolidated  
financial statements

Statutory Auditor's Report

Statutory Financial Report

## Alternative performance measures

- The determination and provision for income taxes requiring estimated calculations for which the ultimate tax determination is uncertain (Note 16);
- The provisions requiring assumptions to determine reliable best estimates (Note 25); and
- The contingent liabilities assessment (Note 29).

If, in the future, estimates and assumptions, which are based on management's best judgment at the date of the financial statements, deviate from the actual circumstances, the original estimates and assumptions will be modified as appropriate in the year in which the circumstances change.

### 3.2 Critical Judgments in Applying the Entity's Accounting Policies

In the process of applying the Group's accounting policies, management has made the following judgments, apart from those involving estimates, which have the most significant effect on the amounts recognised in the consolidated financial statements:

- Internal developments on formulas, technologies and products: The outcome of these developments depends on their final formulation and application, which varies to meet customer needs, and consequently the future economic benefits of these developments are not certain. Thus the criteria for the recognition as an asset of the internal developments on formulas, technologies and products are generally not met. The expenditures on these activities are recognised as expense in the period in which they are incurred.

## 4. Foreign Exchange Rates

Foreign currency to Swiss francs exchange rates			31 Dec 2024	Average 2024	31 Dec 2023	Average 2023	31 Dec 2022	Average 2022
	ISO code	Units						
Dollar	USD	1	0.91	0.88	0.84	0.90	0.92	0.95
Euro	EUR	1	0.94	0.95	0.93	0.97	0.99	1.00
Pound	GBP	1	1.14	1.12	1.07	1.12	1.12	1.18
Yen	JPY	100	0.58	0.58	0.60	0.64	0.70	0.73
Singapore dollar	SGD	1	0.66	0.66	0.64	0.67	0.69	0.69
Real	BRL	1	0.15	0.16	0.17	0.18	0.18	0.19
Renminbi	CNY	1	0.12	0.12	0.12	0.13	0.13	0.14
Mexican peso	MXN	100	4.35	4.82	4.97	5.08	4.74	4.75
Rupiah	IDR	10,000	0.56	0.55	0.55	0.59	0.59	0.64

## 5. Financial Risk Management

### 5.1 Capital Management

The objective of the Group when managing capital is to maintain the ability to continue as a going concern whilst maximising shareholder value through an optimal balance of debt and equity.

In order to maintain or adjust the capital structure, management may issue or reimburse debt, propose to adjust the amounts distributed to the shareholders, return capital to shareholders, issue new shares and cancel shares through share buyback programmes.

The Group monitors its capital structure using a number of classic measures, but mainly Net Debt to EBITDA. The Group is committed to maintaining an investment grade credit profile.



## Governance Report

## Compensation Report

## Financial Report

### Consolidated Financial Report

Consolidated financial  
statements

Notes to the consolidated  
financial statements

Statutory Auditor's Report

Statutory Financial Report

## Alternative performance measures

The Net Debt to EBITDA ratio is defined as follows:

- Net debt is calculated as the total of the consolidated short-term and long-term debt, less cash and cash equivalents.
- EBITDA is defined as Earnings Before Interest (and other financial income (expense), net), Tax, Depreciation and Amortisation, corresponds to operating income before depreciation, amortisation and impairment of long-lived assets.

The Group has entered into several private placements which contain various covenants with externally imposed capital requirements. The Group was in compliance with these requirements as at 31 December 2024 and 2023.

### 5.2 Financial Risk Management

The Group's activities expose it to a variety of financial risks: market risk (including currency risk, interest rate risk and price risk), credit risk and liquidity risk. The Group's overall risk management programme focuses on the unpredictability of financial markets and seeks to minimise potential adverse effects on the Group's financial performance. The Group generally enters into financial derivative transactions to hedge underlying business related exposures.

Risk management is carried out by a team within the central treasury department (hereafter 'Group Treasury') under the risk management policies approved by the Board of Directors. The Board of Directors provides written principles for overall risk management, as well as written policies covering specific areas, such as foreign exchange risk, interest rate risk and credit risk, use of derivative financial instruments and non-derivative financial instruments, and investment of excess liquidity.

Group Treasury monitors and manages financial risks relating to the operations of the Group through internal risk reports which analyse exposures by degree and magnitude of risk. To manage the interest rate and currency risk arising from the Group's operations and its sources of finance, the Group enters into derivative transactions, primarily interest rate swaps, forward currency contracts and options. Compliance with policies and exposure limits is reviewed by the treasury controlling on a continuous basis. Group Treasury issues monthly reports for the Chief Financial Officer and quarterly reports for the Audit Committee.



### Categories of financial instruments

The accounting policies for financial instruments have been applied to the items in the table:

2024 in millions of Swiss francs	Note	Financial assets at amortised cost	At fair value through the income statement	Derivatives used for hedge accounting	Other financial liabilities	Total
<b>Current financial assets</b>						
Cash and cash equivalents	18	749				749
Derivative financial instruments	5.3		53	9		62
Financial assets at fair value through income statement	5.3		13			13
Accounts receivable – trade	19	1,680				1,680
Other current assets <sup>a</sup>		146				146
<b>Non-current financial assets</b>						
Derivative financial instruments	5.3			73		73
Financial assets at fair value through income statement	5.3		92			92
<b>Total financial assets as at 31 December</b>		<b>2,575</b>	<b>158</b>	<b>82</b>		<b>2,815</b>
<b>Current financial liabilities</b>						
Short-term debt	23				819	819
Derivative financial instruments	5.3		32	3		35
Accounts payable					1,118	1,118
Financial liability – own equity instruments	26				38	38
Other current liabilities			54 <sup>b</sup>			54
<b>Non-current financial liabilities</b>						
Derivative financial instruments	5.3			39		39
Long-term debt	23				3,932	3,932
Financial liability - own equity instruments	26				101	101
Other non-current liabilities						
<b>Total financial liabilities as at 31 December</b>			<b>86</b>	<b>42</b>	<b>6,008</b>	<b>6,136</b>

a) Other current assets consist of other receivables non trade.

b) Deferred consideration related to the acquisition of DDW in 2021.

2023 in millions of Swiss francs	Note	Financial assets at amortised cost	At fair value through the income statement	Derivatives used for hedge accounting	Other financial liabilities	Total
<b>Current financial assets</b>						
Cash and cash equivalents	18	600				600
Derivative financial instruments	5.3		17	8		25
Financial assets at fair value through income statement	5.3		8			8
Accounts receivable – trade	19	1,452				1,452
Other current assets <sup>a</sup>		129				129
<b>Non-current financial assets</b>						
Derivative financial instruments	5.3			99		99
Financial assets at fair value through income statement	5.3		271			271
<b>Total financial assets as at 31 December</b>		<b>2,181</b>	<b>296</b>	<b>107</b>		<b>2,584</b>
<b>Current financial liabilities</b>						
Short-term debt	23				442	442
Derivative financial instruments	5.3		59	11		70
Accounts payable					891	891
Financial liability – own equity instruments	26				64	64
Other current liabilities						
<b>Non-current financial liabilities</b>						
Derivative financial instruments	5.3			11		11
Long-term debt	23				4,463	4,463
Financial liability – own equity instruments	26				28	28
Other non-current liabilities			51 <sup>b</sup>			51
<b>Total financial liabilities as at 31 December</b>			<b>110</b>	<b>22</b>	<b>5,888</b>	<b>6,020</b>

a) Other current assets consist of other receivables non trade.

b) Deferred consideration related to the acquisition of DDW in 2021.



## Governance Report

## Compensation Report

## Financial Report

### Consolidated Financial Report

Consolidated financial  
statements

Notes to the consolidated  
financial statements

Statutory Auditor's Report

### Statutory Financial Report

## Alternative performance measures

The fair value of each class of financial assets and liabilities, except financial assets and liabilities at amortised cost, is determined by reference to published price quotations and is estimated based on valuation techniques using the quoted market prices. Given the nature of the Group's accounts receivable trade items, the carrying value is considered as equivalent to the fair value.

### 5.2.1 Market Risk

The Group's activities primarily expose it to the financial risks of changes in foreign currency exchange rates, interest rates and commodity prices. The Group enters into a number of derivative financial instruments to manage its exposure to foreign currency risk and interest rate risk, including:

- Currency derivatives, mainly forward foreign exchange contracts, to hedge the exchange rate risk arising from recorded transactions; and
- Interest rate swaps and other instruments to mitigate the risk of interest rate increases and/or to optimally manage interest rate costs depending on the prevailing interest rate environment.

Market risk exposures are measured using sensitivity analysis. There has been no change during the year in the structure of the Group's exposure to market risks or the manner in which these risks are managed.

The full fair value of hedging derivatives is classified as a non-current asset or liability when the remaining maturity of the hedging instrument is more than 12 months. It is classified as a current asset or liability when the remaining maturity of the hedging instrument is less than 12 months.

#### 5.2.1.1 Foreign Exchange Risk

The Group operates across the world and is exposed to movements in foreign currencies affecting its net income and financial position. Foreign exchange risk arises from future commercial transactions, recognised assets and liabilities, and net investments in foreign operations.

It is the Group's policy to enter into derivative transactions to hedge current and forecasted foreign currency transactions, and translation risk arising from certain investments in foreign operations with a functional currency different from the Group's presentation currency.

In 2018 the Group applied hedge accounting on the net investment in foreign currency in Naturex SA with the aim of being protected from the foreign currency risk on the translation of the investment in Naturex (i.e. EUR) into the Group's presentation currency (i.e. CHF). In total EUR 1,292 million of Euro straight bonds were designated as hedging instruments, corresponding to the net investment in Naturex. This resulted in a loss of CHF 11 million (2023: gain of CHF 76 million), recognised in currency translation differences in equity in 2024.

In 2023 and 2024 the Group applied hedge accounting on the foreign currency risk related to the Euro straight bond coupons.

In 2020 the Group also applied hedge accounting on the net investment in foreign currency in Ungerer with the aim of being protected from the foreign currency risk on the translation of the investment in Ungerer (i.e. USD) into the Group's presentation currency (i.e. CHF). The combination of a Eurobond and several cross-currency swaps as one single item are designated as a hedging instrument for a total of USD 544 million corresponding to the foreign currency principal cash flow of the cross-currency swap. In 2024 it resulted in a loss of CHF 36 million (2023: gain of CHF 45 million) recognised in currency translation differences in equity.

The cross-currency swaps designated in the above mentioned hedging relationship have the following characteristics:

Entity	Issue date	Type of instrument	Notional amount in millions of EUR	Notional amount in millions of USD	Annual USD fixed interest rate (payment)	Annual EUR fixed interest rate (receipt)	Starting date	Maturity date
			80	87.3	2.218%			
			100	108.8	2.166%			
Givaudan SA	2020	Cross-currency swaps	80	86.9	2.167%	1%	22 Apr 2020	22 Apr 2027
			80	87.0	2.166%			
			90	97.9	2.133%			
			70	76.1	2.126%			

Furthermore, Group Treasury centrally manages foreign exchange risk management activities against the functional currency of each subsidiary, and is required to hedge, whenever cost-effective, their largest exposures.



## Governance Report

## Compensation Report

## Financial Report

Consolidated  
Financial ReportConsolidated financial  
statementsNotes to the consolidated  
financial statements

## Statutory Auditor's Report

## Statutory Financial Report

Alternative performance  
measures

The measurement of the foreign currency risk expresses the total exposure by currency, which is in the opinion of Group Treasury a representative manner to monitor the risk. It measures the cumulative foreign exchange risk of all subsidiaries of recognised assets and liabilities that are denominated in a currency (e.g. USD) that is not the subsidiary's functional currency (e.g. other than USD).

The following table summarises the significant exposures to the foreign currency risk at the date of the consolidated statement of financial position:

<b>Currency exposure 2024</b> in millions of Swiss francs	USD	EUR	CHF	GBP	MXN
Currency exposure without hedge <sup>a</sup>	(128)	(1,191)	679	(195)	(45)
Hedged amount	144	1,155	(684)	213	47
Currency exposure including hedge	16 <sup>b</sup>	(36)	(5)	18	2

<b>Currency exposure 2023</b> in millions of Swiss francs	USD	EUR	CHF	GBP	SGD
Currency exposure without hedge <sup>a</sup>	50	(1,375)	660	(154)	34
Hedged amount	(49)	1,354	(625)	165	(43)
Currency exposure including hedge	1 <sup>b</sup>	(21)	35	11	(9)

a) + long position; – short position.

b) Mainly due to unhedged positions in countries where hedging is not cost-effective.

In the exposure calculations the intra-Group positions, except those related to net investments in foreign operations in Naturex and Ungerer, are included. The Euro straight bonds for the amounts of EUR 1,292 million and USD 544 million, which are both designated as hedging instruments, have been excluded respectively from the EUR and USD exposures to align the foreign exchange risk through natural hedging.

The following table summarises the sensitivity to transactional currency exposures of the main currencies as at 31 December:

<b>Currency risks 2024</b> in millions of Swiss francs	USD	EUR	CHF	GBP	MXN
Reasonable shift	21%	5%	5%	7%	13%
Impact on income statement if the currency strengthens against all other currencies	5	(2)	–	1	–
Impact on income statement if the currency weakens against all other currencies	(5)	2	–	(1)	–

<b>Currency risks 2023</b> in millions of Swiss francs	USD	EUR	CHF	GBP	SGD
Reasonable shift	12%	5%	5%	9%	5%
Impact on income statement if the currency strengthens against all other currencies	–	(1)	2	1	–
Impact on income statement if the currency weakens against all other currencies	–	1	(2)	(1)	–



## Governance Report

## Compensation Report

## Financial Report

### Consolidated Financial Report

Consolidated financial  
statements

Notes to the consolidated  
financial statements

Statutory Auditor's Report  
Statutory Financial Report

## Alternative performance measures

The sensitivity is based on the exposure at the date of the consolidated statement of financial position and based on assumptions deemed reasonable by management, showing the impact on income before tax. Management uses historical volatilities of the significant currencies contributing to the exposure to determine the reasonable change.

Argentina became hyperinflationary effective 1 July 2018, requiring retroactive implementation of hyperinflation accounting as of 1 January 2018. The impact of the restatement of the non-monetary assets and liabilities of the subsidiaries in Argentina with the general price index at the beginning of the period is recorded in the opening equity. In the current year the subsequent loss resulting from the restatement of net monetary assets of CHF 20 million (2023: CHF 9 million loss) is recorded in other financial income (expense), net.

### 5.2.1.2 Interest Rate Risk

The Group is exposed to interest rate risk because entities in the Group borrow funds at fixed as well as floating interest rates, and invest in debt financial instruments. Borrowings issued at variable rates expose the Group to cash flow interest rate risk which is partially counterbalanced by cash held at variable rates. Borrowings issued at fixed rates expose the Group to fair value interest rate risk.

Group Treasury manages interest rate risk centrally by simulating various scenarios on liabilities taking into consideration refinancing, renewal of existing positions and hedging. Hedging strategies are applied by either positioning the liabilities or protecting interest expense through different interest cycles. Hedging activities are regularly evaluated to align interest rate views and define risk limits. Group Treasury manages interest rate risk mainly through the use of interest rate swap contracts.

The following table shows the sensitivity to interest rate changes:

<b>As at 31 December 2024</b> in millions of Swiss francs	100 basis points increase	100 basis points decrease
Impact on income statement	–	–
Impact on equity	85	(85)

As at 31 December 2023	100 basis points increase	100 basis points decrease
in millions of Swiss francs		
Impact on income statement	–	–
Impact on equity	98	(97)

The sensitivity is based on exposure on net liabilities at the date of the consolidated statement of financial position using assumptions which have been deemed reasonable by management showing the impact on the income before tax.





### Cash flow hedges

The Group entered into several forward starting interest rate swaps, in order to protect against future increases in interest rates, while also fixing the interest rate on future debt issuance. The transactions have the following character:

Entity	Issue date	Hedge instrument	Currency of instrument	Notional amount in millions	Annual fixed interest rate (payment)	Floating rate (receipt)	Starting date	Maturity date	Hedge item
Givaudan SA	2016	Forward starting interest rate swaps	CHF	75	0.967%	The 6 months CHF Saron rate	05 Dec 2031	05 Dec 2041	Highly probable debt issuance in 2031 replacing the public bond of CHF 200 million, issued in Dec 2016 with a 15 year maturity
	2017						09 Apr 2025	09 Apr 2030	Highly probable debt issuance in 2025 replacing the public bond of CHF 200 million, issued in Apr 2018 with a 7 year maturity
	2018			25 Apr 2025	25 Apr 2030		Highly probable debt issuance in 2026 replacing the public bond of CHF 150 million, issued in Jun 2022 with a 4 year maturity		
	2022			15 Jun 2026	15 Jun 2030		Highly probable debt issuance in 2027 replacing the public bond of CHF 150 million, issued in Dec 2021 with a 5.5 year maturity		
	2022			07 Jun 2027	07 Jun 2033		Highly probable debt issuance in 2028 replacing the public bond of CHF 150 million, issued in Nov 2020 with an 8 year maturity		
	2022			10 Nov 2028	10 Nov 2036		Highly probable debt issuance in 2029 replacing the public bond of CHF 150 million, issued in Jun 2022 with a 7 year maturity		
	2019			15 Jun 2029	15 Jun 2036		Highly probable debt issuance in 2025 replacing the public bond of EUR 500 million, issued in Sep 2018 with a 7 year maturity		
	2020			17 Sep 2025	17 Sep 2032		Highly probable debt issuance in 2030 replacing the public bond of EUR 800 million, issued in Sep 2018 with a 12 year maturity		
	2020			17 Sep 2030	17 Sep 2040		Highly probable debt issuance in 2032 replacing the public bond of EUR 500 million, issued in Apr 2020 with a 12 year maturity		
	2021			22 Apr 2032	22 Apr 2042		Highly probable debt issuance in 2027 replacing the public bond of EUR 500 million, issued in Apr 2020 with a 7 year maturity		
	2021			22 Apr 2027	22 Apr 2034				
	2021			200	1.502%				
	2021			375	1.190%				
	2021			150	0.715%				
2022	200	0.847%							

The fair value of the total cash flow hedges at 31 December 2024 is CHF 58 million (2023: CHF 76 million). The amount of fair value recognised in other comprehensive income is a loss of CHF 17 million (2023: loss of CHF 59 million).

### Hedge positions closed

The Group closed several financial instruments which had been entered into to protect against future increases in interest rate, while also fixing the interest rate on future debt issuance.



## Governance Report

## Compensation Report

## Financial Report

Consolidated  
Financial ReportConsolidated financial  
statementsNotes to the consolidated  
financial statements

## Statutory Auditor's Report

## Statutory Financial Report

Alternative performance  
measures

The corresponding gains and losses which have been recorded in equity will be recycled in the income statement (Other financial income (expense) / Financing costs) over the period of the cash flow initially hedged, although the period of cash flows of the newly issued debt is sometimes different. The transactions have the following characteristics:

Entity	Inception date	Type of Instrument	Currency of Instrument	Notional amount in millions	Average rate	Fair value of financial instrument at the date of settlement in millions of Swiss francs	Amount recycled in the income statement over the period in millions of Swiss francs	Starting date of recycling through income statement	Maturity Date	Tranche	Assigned to debt	
	2018		EUR	400	1.05%	(1)	–	Sep 2018	Sep 2025	7Y	Dual tranche placement of Euro bond totalling EUR 1,300 million, respectively of EUR 500 million at a rate of 1.125% for 7 years and EUR 800 million at a rate of 2.000% for 12 years.	
						(5)	(1)		Sep 2028	10Y		
	2014		CHF	125	1.40%	(2)	–	Nov 2020	Nov 2025	5Y	Public bond of CHF 150 million at a rate of 0.150% with 8 year maturity.	
	2015					(20)	(3)		Nov 2028	8Y		
	2018											
	2019											
Givaudan SA	2014	Forward starting interest rate swaps	CHF	125	2.05%	(25)	(3)	Dec 2021	Jun 2030	8.5Y	Public bond of CHF 150 million at a rate of 0.375% with 8.5 year maturity.	
	2015		CHF	25	0.39%	4	1	Jun 2022	Jun 2026	4Y	Public bond of CHF 150 million at a rate of 1.125% with 4 year maturity.	
	2022		CHF	25	0.39%	4	1	Jun 2022	Jun 2026	4Y	Public bond of CHF 150 million at a rate of 1.125% with 4 year maturity.	
	2014		CHF	100	2.35%	(10)	(10)	2024	–	–	–	
	2015											
	2019		EUR	100	0.97%	9	9	2024	–	–	–	
	2020											
	2016		CHF	25	0.79%	–	–	2024	–	–	–	
	2020		EUR	50	0.50%	6		2025	2032	7Y	–	
<b>Total for the year ended 31 December 2024</b>							<b>(7)</b>					

## 5.2.1.3 Price Risk

The Group is exposed to equity price risk arising from equity investments held classified at fair value through income statement. The Group manages its price risk through a diversification of portfolios within the limits approved by the Board of Directors.

The Group holds its own shares to meet future expected obligations under the various share-based payment schemes.



### Sensitivity analysis

The Group's equity portfolio is composed mainly of US and EUR shares. The benchmark for the reasonable change is an average of historical volatility of US indexes (16% for the last three years) and of EURO STOXX Mid index (17% for the last three years).

The sensitivity analysis has been determined based on the exposure to equity price risks at the end of the reporting period:

2024 in millions of Swiss francs	Equity price	
	increase	decrease
Impact on income statement	10	(10)

2023 in millions of Swiss francs	Equity price	
	increase	decrease
Impact on income statement	50	(50)

### 5.2.2 Credit Risk

Credit risk refers to the risk that a counterparty will default on its contractual obligations resulting in a financial loss to the Group. Commercial credit risk is managed by the Group's subsidiaries and monitored on a Group basis whilst counterparty risk related to financial institutions is centrally managed within the Group Treasury function.

Trade receivables are subject to a policy of active risk management which focuses on the assessment of country risk, credit limits, ongoing credit evaluation and account monitoring procedures. Generally, there is no significant concentration of trade receivables or commercial counterparty credit risk, due to the large number of customers that the Group deals with and their wide geographical spread with the exception of one single external customer that generates revenues, mainly attributable to the Fragrance & Beauty Division, of approximately CHF 510 million (2023: CHF 500 million). Countries, credit limits and exposures are continuously monitored.

The credit risk on liquid funds, derivatives and other monetary financial assets is limited because the counterparties are financial institutions with investment grade ratings.

The following table presents the credit risk exposure to individual financial institutions:

	2024			2023		
	Total in Mio CHF	Max. with any individual bank in Mio CHF	Number of banks	Total in Mio CHF	Max. with any individual bank in Mio CHF	Number of banks
AAA – range	80	80	1	33	33	1
AA – range	101	78	3	37	27	5
A – range	548	137	14	401	112	15
BBB – range	124	91	3	101	91	4

The carrying amount of financial assets recognised in the consolidated financial statements, which is net of impairment losses, represents the Group's maximum exposure to credit risk.

### 5.2.3 Liquidity Risk

The Group manages liquidity risk by maintaining sufficient cash, marketable securities, availability of funds through an adequate amount of committed credit facilities and the ability to close out market positions. Due to the dynamic nature of the underlying businesses, Group Treasury maintains flexibility in funding by maintaining availability under committed and uncommitted credit lines.

Group Treasury monitors and manages cash at the Group level and defines the maximum cash level at subsidiary level. Cash surpluses held by subsidiaries over and above amounts required for working capital management are transferred to the central treasury centre. The surplus of cash is generally invested in interest bearing current accounts, time deposits, money market deposits and funds. When necessary, intercompany loans are granted by the Group to subsidiaries to meet their non-recurrent payment obligations.

The following table analyses the Group's remaining contractual maturity for financial liabilities and derivative financial instruments. The table has been drawn up based on the undiscounted cash flows of financial liabilities based on the earliest date on which the Group is obliged to pay.



## Governance Report

## Compensation Report

## Financial Report

Consolidated  
Financial ReportConsolidated financial  
statementsNotes to the consolidated  
financial statements

## Statutory Auditor's Report

## Statutory Financial Report

Alternative performance  
measures

The table includes both interest and principal cash flows:

2024 in millions of Swiss francs	Up to 6 months	6 – 12 months	1 – 5 years	Over 5 years	Total
Short-term debt (excluding lease liabilities)	(293)	(487)			(780)
Accounts payable and other	(1,211)		(102)		(1,313)
Net settled derivative financial instruments	(6)	–	(32)	75	37
Gross settled derivative financial instruments – outflows	(2,308)	(812)			(3,120)
Gross settled derivative financial instruments – inflows	2,309	833			3,142
Long-term debt (excluding lease liabilities)	(16)	(43)	(1,521)	(2,417)	(3,997)
<b>Balance as at 31 December</b>	<b>(1,525)</b>	<b>(509)</b>	<b>(1,655)</b>	<b>(2,342)</b>	<b>(6,031)</b>
2023 in millions of Swiss francs	Up to 6 months	6 – 12 months	1 – 5 years	Over 5 years	Total
Short-term debt (excluding lease liabilities)	(197)	(209)			(406)
Accounts payable and other	(955)		(79)		(1,034)
Net settled derivative financial instruments	–	–	6	96	102
Gross settled derivative financial instruments – outflows	(2,605)	(220)			(2,825)
Gross settled derivative financial instruments – inflows	2,561	214			2,775
Long-term debt (excluding lease liabilities)	(19)	(47)	(1,926)	(2,601)	(4,593)
<b>Balance as at 31 December</b>	<b>(1,215)</b>	<b>(262)</b>	<b>(1,999)</b>	<b>(2,505)</b>	<b>(5,981)</b>

The undiscounted cash flows related to lease liabilities are CHF 61 million (2023: CHF 57 million) within 1 year, CHF 168 million (2023: CHF 148 million) within 1 to 5 years and CHF 243 million (2023: CHF 256 million) thereafter.

### 5.3 Fair Value Measurements

The following tables present the Group's assets and liabilities that are measured subsequent to initial recognition at fair value, grouped into levels 1 to 3 based on the degree to which the fair value is measured:

- **Level 1** inputs to measure fair value are those derived from quoted prices (unadjusted) in active markets for identical assets or liabilities;
- **Level 2** inputs to measure fair value are those derived from inputs other than quoted prices included within Level 1 that are observable for the asset or liability, either directly (i.e. as prices) or indirectly (i.e. derived from prices); and

- **Level 3** inputs to measure fair value are those derived from valuation techniques that include inputs for the asset or liability that are not based on observable market data (unobservable inputs).

2024 in millions of Swiss francs	Level 1	Level 2	Level 3	Total
<b>Financial assets at fair value through income statement</b>				
Forward foreign exchange contracts		53		53
Swaps (hedge accounting)		82		82
Corporate owned life insurance		76		76
Equity securities	8		9	17
Debt securities	3	4		7
Other	5			5
<b>Total assets</b>	<b>16</b>	<b>215</b>	<b>9</b>	<b>240</b>
<b>Financial liabilities at fair value through income statement</b>				
Forward foreign exchange contracts		32		32
Swaps (hedge accounting)		42		42
Other <sup>a</sup>			54	54
<b>Total liabilities</b>		<b>74</b>	<b>54</b>	<b>128</b>

2023 in millions of Swiss francs	Level 1	Level 2	Level 3	Total
<b>Financial assets at fair value through income statement</b>				
Forward foreign exchange contracts		17		17
Swaps (hedge accounting)		107		107
Corporate owned life insurance		67		67
Equity securities	90		112	202
Debt securities	7	3		10
<b>Total assets</b>	<b>97</b>	<b>194</b>	<b>112</b>	<b>403</b>
<b>Financial liabilities at fair value through income statement</b>				
Forward foreign exchange contracts		59		59
Swaps (hedge accounting)		22		22
Other <sup>a</sup>			51	51
<b>Total liabilities</b>		<b>81</b>	<b>51</b>	<b>132</b>

a) Deferred consideration related to the acquisition of DDW in 2021.



## Governance Report

## Compensation Report

## Financial Report

### Consolidated Financial Report

Consolidated financial  
statements

Notes to the consolidated  
financial statements

Statutory Auditor's Report  
Statutory Financial Report

## Alternative performance measures

Financial assets and liabilities at fair value through income statement are measured with Level 1, Level 2 and Level 3 inputs:

- Level 1 financial assets consist of marketable securities quoted on financial market;
- Level 2 financial assets and liabilities consist of cross-currency swaps and forward foreign exchange contracts that are measured using quoted forward exchange rates and yield curves derived from quoted interest rates matching maturities of the contracts, of interest swaps that are measured using quoted interest rates and yield curves derived from quoted interest rates matching maturities of the contracts, and of corporate owned life insurance (COLI) that are measured on quoted instruments with similar credit ratings and terms in a mix of money market, fixed income and equity funds managed by unrelated fund managers. A small portion of the financial and derivative assets consist of investments in bonds and warrants of a publicly traded company; and
- Level 3 financial assets consist of investment funds in venture capital that are measured quarterly by independent third parties using proprietary valuation models which are audited by qualified authorities. The total loss relating to level 3 financial assets recognized in other financial income (expenses), net amounted to CHF 9 million (2023: CHF 6 million loss).

There was no transfer between the level categories in the period.

## 6. Acquisitions and Investments

### Acquisition 2024

#### Alderys SAS

On 28 February 2024 Givaudan acquired the remaining 20% of the share capital of Alderys SAS for CHF 5 million (EUR 5 million). The Group acquired the initial 80% of the share capital of Alderys in 2020.

#### b.kolormakeup & skincare

On 1 July 2024 Givaudan announced that it had exercised its option to acquire the remaining 75% of the share capital of b.kolormakeup & skincare (b.kolor) for a purchase price of CHF 310 million (EUR 322 million). The Group acquired the initial 25% of the share capital in 2021, the carrying value of which amounted to CHF 85 million (EUR 88 million) as of 30 June 2024.

At the date of the acquisition of the 75% of the share capital, the initial 25% investment was fair valued at CHF 108 million (EUR 111 million) and the option to acquire the remaining 75% was valued at a fair value of CHF 10 million (EUR 10 million). The total consideration for 100% of the share capital of b.kolor amounted to CHF 428 million (EUR 443 million).

Founded in 2000, b.kolor is headquartered near Milan, Italy, and employs more than 300 people. The company is recognised as experts in creative formulation design and the production of finished products for B2B customers, focusing on innovation and sensory benefits allied to state-of-the-art technical performance. The acquisition will allow Givaudan to offer innovative solutions for make-up formulations and further widen its capabilities for skincare applications. This will enlarge its value proposition in the beauty sector, in addition to its existing leadership position in fine fragrances and haircare.

The identifiable assets and liabilities of b.kolor are recorded at fair value at the date of acquisition. The total net assets acquired of CHF 224 million consist of cash (CHF 81 million), working capital (CHF 31 million), fixed assets (CHF 30 million), intangible assets which are comprised of customer relationships, process oriented technology and name and product brands (CHF 120 million), other non-current liabilities (CHF 2 million) and deferred tax liabilities (CHF 36 million).

The total consideration of CHF 428 million resulted in a goodwill of CHF 204 million, allocated to the Fragrance & Beauty Division, which relates to the value of the qualified workforce and expected synergies that do not meet the criteria for recognition as separate intangible assets.

In compliance with IFRS 3, these fair values determined are provisional and the Group has twelve months from the date of acquisition to adjust these provisional fair values and to finalise the purchase price allocation.

### Acquisition 2023

#### Amyris

Givaudan acquired a cosmetic ingredients portfolio from Amyris, Inc on 4 April 2023 for the amount of CHF 183 million (USD 200 million).



## Governance Report

## Compensation Report

## Financial Report

### Consolidated Financial Report

Consolidated financial  
statements

Notes to the consolidated  
financial statements

Statutory Auditor's Report

Statutory Financial Report

## Alternative performance measures

The initial measurement of the identifiable assets of Amyris was at cost. The acquisition cost has been allocated to the assets on a relative fair value basis at the date of acquisition. The total assets acquired consist of intangible assets of CHF 183 million (client relationships of CHF 106 million and process-oriented technology of CHF 77 million).

Given that this acquisition does not fall under the scope of IFRS 3 Business Combinations, no goodwill was recognised.

## 7. Segment Information

Management has determined the operating segments based on the reports reviewed by the Executive Committee that are used to allocate resources to the segments and to assess their performance. The Executive Committee considers the business from a divisional perspective:

### Fragrance & Beauty

Manufacture and sale of fragrance and beauty products into three global business units: Fine Fragrances, Consumer Products and, Fragrance Ingredients and Active Beauty. Expressions Parfumées and Fragrance Oils are both included in Fine Fragrances and Consumer Products; and

### Taste & Wellbeing

Manufacture and sale of taste and wellbeing products into five business units: Beverages, Dairy, Savoury, Sweet Goods and Natural Ingredients. The information of the division is reviewed by the Executive Committee primarily by region.

The performance of the operating segments is based on EBITDA as a percentage of sales.

## BUSINESS SEGMENTS

in millions of Swiss francs	Note	Fragrance & Beauty		Taste & Wellbeing		Group	
		2024	2023	2024	2023	2024	2023
Segment sales		3,660	3,312	3,752	3,603	7,412	6,915
Less inter segment sales <sup>a</sup>		–	–	–	–	–	–
<b>Segment sales to third parties</b>		<b>3,660</b>	<b>3,312</b>	<b>3,752</b>	<b>3,603</b>	<b>7,412</b>	<b>6,915</b>
<b>EBITDA</b>		<b>985</b>	<b>769</b>	<b>780</b>	<b>704</b>	<b>1,765</b>	<b>1,473</b>
as % of sales		26.9%	23.2%	20.8%	19.5%	23.8%	21.3%
Depreciation	21	(83)	(81)	(122)	(121)	(205)	(202)
Amortisation	22	(70)	(64)	(84)	(90)	(154)	(154)
Impairment of long-lived assets	21, 22	(4)		(8)	(1)	(12)	(1)
Additions to Property, plant and equipment	21	141	153	192	156	333	309
Acquisitions of Property, plant and equipment	6, 21	30				30	
Additions to Intangible assets	22	33	28	28	33	61	61
Acquisitions of Intangible assets (excluding goodwill)	6, 22	120	183			120	183
<b>Total gross investments</b>		<b>324</b>	<b>364</b>	<b>220</b>	<b>189</b>	<b>544</b>	<b>553</b>

a) Transfer prices for inter-divisional sales are set on an arm's length basis.

The amounts by division provided to the Executive Committee are measured in a consistent manner in terms of accounting policies with the consolidated financial statements.



## Governance Report

## Compensation Report

## Financial Report

## Consolidated

## Financial Report

Consolidated financial  
statementsNotes to the consolidated  
financial statements

## Statutory Auditor's Report

## Statutory Financial Report

Alternative performance  
measures

## Reconciliation table to Group's operating income

in millions of Swiss francs	Fragrance & Beauty		Taste & Wellbeing		Group	
	2024	2023	2024	2023	2024	2023
<b>EBITDA</b>	<b>985</b>	<b>769</b>	<b>780</b>	<b>704</b>	<b>1,765</b>	<b>1,473</b>
Depreciation	(83)	(81)	(122)	(121)	(205)	(202)
Amortisation	(70)	(64)	(84)	(90)	(154)	(154)
Impairment of long-lived assets	(4)		(8)	(1)	(12)	(1)
<b>Operating income</b>	<b>828</b>	<b>624</b>	<b>566</b>	<b>492</b>	<b>1,394</b>	<b>1,116</b>
as % of sales	22.6%	18.8%	15.1%	13.7%	18.8%	16.1%
Financing costs					(121)	(120)
Other financial income (expense), net					40	(7)
<b>Income before taxes</b>					<b>1,313</b>	<b>989</b>
as % of sales					17.7%	14.3%

## Entity-wide disclosures

The breakdown of sales from the major group of similar products is as follows:

in millions of Swiss francs	2024	2023
<b>Fragrance &amp; Beauty</b>		
Compounds	3,063	2,814
Ingredients and Active Beauty	597	498
<b>Taste &amp; Wellbeing</b>		
Compounds	3,752	3,603
<b>Total sales</b>	<b>7,412</b>	<b>6,915</b>

The Group operates in a number of geographical areas: Switzerland (country of domicile); Europe, Africa and Middle-East; North America; Latin America; and Asia Pacific.

in millions of Swiss francs	Fragrance & Beauty Segment sales <sup>a</sup>		Taste & Wellbeing Segment sales <sup>a</sup>		Group Segment sales <sup>a</sup>		Group Non-current assets <sup>b</sup>	
	2024	2023	2024	2023	2024	2023	2024	2023
Switzerland	52	52	33	32	85	84	1,803	1,795
Europe	1,181	1,078	964	929	2,145	2,007	2,307	1,954
Africa and Middle-East	598	342	434	284	1,032	626	79	73
North America	655	601	1,079	1,052	1,734	1,653	2,085	1,933
Latin America	419	401	456	446	875	847	280	297
Asia Pacific	755	838	786	860	1,541	1,698	718	697
<b>Total geographical segments</b>	<b>3,660</b>	<b>3,312</b>	<b>3,752</b>	<b>3,603</b>	<b>7,412</b>	<b>6,915</b>	<b>7,272</b>	<b>6,749</b>

a) Segment sales are revenues from external customers and are shown by destination.

b) Non-current assets other than financial instruments, deferred tax assets, post-employment benefit assets.  
They consist of property, plant and equipment, intangible assets and investments in jointly controlled entities.



## 8. Employee Benefits

The following amounts related to employee remuneration and benefits are included in determining operating income:

in millions of Swiss francs	2024	2023
Wages and salaries	1,224	1,145
Social security costs	185	174
Post-employment benefits: defined benefit plans	38	31
Post-employment benefits: defined contribution plans	41	37
Equity-settled instruments	59	29
Change in fair value on own equity instruments	–	–
Other employee benefits	117	112
<b>Total employees' remuneration</b>	<b>1,664</b>	<b>1,528</b>

The Group operates a number of defined benefit and defined contribution pension plans throughout the world, the assets of which are generally held in separate trustee-administered funds. The pension plans are generally funded by payments from employees and by the relevant Group companies, taking account of the recommendations of independent qualified actuaries. The most significant plans are held in Switzerland, the United States of America and United Kingdom (further information by country is disclosed at the end of this note).

Non-pension plans consist primarily of post-retirement healthcare and life insurance schemes, principally in the United States of America.

The amounts recognised in the consolidated income statement are as follows:

in millions of Swiss francs	2024			2023		
	Pension Plans	Non-pension Plans	Total	Pension Plans	Non-pension Plans	Total
Current service cost	39	1	40	30	1	31
Loss (gain) arising from settlement	(2)		(2)			
<b>Total included in employees' remuneration</b>	<b>37</b>	<b>1</b>	<b>38</b>	<b>30</b>	<b>1</b>	<b>31</b>
Net interest cost included in financing costs	4	2	6	3	3	6
<b>Total components of defined benefit cost</b>	<b>41</b>	<b>3</b>	<b>44</b>	<b>33</b>	<b>4</b>	<b>37</b>
<b>Of which arising from:</b>						
Funded obligations	34	3	37	27	3	30
Unfunded obligations	7	–	7	6	1	7

The amounts recognised in other comprehensive income are as follows:

in millions of Swiss francs	2024			2023		
	Pension Plans	Non-pension Plans	Total	Pension Plans	Non-pension Plans	Total
(Gains) losses from change in demographic assumptions	–	1	1	(3)	(1)	(4)
(Gains) losses from change in financial assumptions	59	–	59	124	2	126
Experience (gains) losses	62	(3)	59	77	–	77
Return on plan assets less interest on plan assets	(74)	–	(74)	(159)	–	(159)
Effect of asset ceiling				(55)		(55)
<b>Remeasurement (gains) losses of post-employment benefit obligations</b>	<b>47</b>	<b>(2)</b>	<b>45</b>	<b>(16)</b>	<b>1</b>	<b>(15)</b>
<b>Of which arising from:</b>						
Funded obligations	44	(2)	42	(14)	1	(13)
Unfunded obligations	3	–	3	(2)	–	(2)





## Governance Report

## Compensation Report

## Financial Report

Consolidated  
Financial ReportConsolidated financial  
statementsNotes to the consolidated  
financial statements

## Statutory Auditor's Report

## Statutory Financial Report

Alternative performance  
measures

The amounts recognised in the statement of financial position are as follows:

in millions of Swiss francs	2024			2023		
	Pension Plans	Non-pension Plans	Total	Pension Plans	Non-pension Plans	Total
<b>Funded obligations</b>						
Present value of funded obligations	(1,857)	(48)	(1,905)	(1,732)	(48)	(1,780)
Fair value of plan assets	1,801	–	1,801	1,723	–	1,723
<b>Recognised asset (liability) for funded obligations, net</b>	<b>(56)</b>	<b>(48)</b>	<b>(104)</b>	<b>(9)</b>	<b>(48)</b>	<b>(57)</b>
<b>Unfunded obligations</b>						
Present value of unfunded obligations	(65)	(9)	(74)	(60)	(8)	(68)
<b>Recognised asset (liability) for unfunded obligations</b>	<b>(65)</b>	<b>(9)</b>	<b>(74)</b>	<b>(60)</b>	<b>(8)</b>	<b>(68)</b>
<b>Total defined benefit asset (liability)</b>	<b>(121)</b>	<b>(57)</b>	<b>(178)</b>	<b>(69)</b>	<b>(56)</b>	<b>(125)</b>
Deficit recognised as liabilities for post-employment benefits	(145)	(57)	(202)	(106)	(56)	(162)
Surplus recognised as assets for post-employment benefits	24	–	24	37	–	37
<b>Total net asset (liability) recognised</b>	<b>(121)</b>	<b>(57)</b>	<b>(178)</b>	<b>(69)</b>	<b>(56)</b>	<b>(125)</b>

Amounts recognised in the statement of financial position for post-employment defined benefit plans are predominantly non-current. The non-current portion is reported as non-current assets and non-current liabilities. The current portion is reported as current liabilities within other current liabilities.

Changes in the present value of the defined benefit obligations are as follows:

in millions of Swiss francs	2024			2023		
	Pension Plans	Non-pension Plans	Total	Pension Plans	Non-pension Plans	Total
<b>Balance as at 1 January</b>	<b>1,792</b>	<b>56</b>	<b>1,848</b>	<b>1,637</b>	<b>60</b>	<b>1,697</b>
<b>Amounts recognised in the income statement</b>						
Current service cost	39	1	40	30	1	31
Interest cost	43	2	45	48	3	51
<b>Amounts recognised in the other comprehensive income</b>						
(Gains) losses from change in demographic assumptions	–	1	1	(3)	(1)	(4)
(Gains) losses from change in financial assumptions	59	–	59	124	2	126
Experience (gains) losses	62	(3)	59	77	–	77
Currency translation effects	29	4	33	(40)	(5)	(45)
<b>Other</b>						
Employee contributions	16	–	16	16	–	16
Benefit payments	(85)	(4)	(89)	(97)	(4)	(101)
Settlements	(33)	–	(33)	–	–	–
<b>Balance as at 31 December</b>	<b>1,922</b>	<b>57</b>	<b>1,979</b>	<b>1,792</b>	<b>56</b>	<b>1,848</b>



## Governance Report

## Compensation Report

## Financial Report

Consolidated  
Financial ReportConsolidated financial  
statementsNotes to the consolidated  
financial statements

## Statutory Auditor's Report

## Statutory Financial Report

Alternative performance  
measures

Changes in the fair value of the plan assets are as follows:

in millions of Swiss francs	2024			2023		
	Pension Plans	Non-pension Plans	Total	Pension Plans	Non-pension Plans	Total
<b>Balance as at 1 January</b>	<b>1,723</b>	<b>–</b>	<b>1,723</b>	<b>1,591</b>	<b>–</b>	<b>1,591</b>
<b>Amounts recognised in the income statement</b>						
Interest income	39	–	39	45	–	45
<b>Amounts recognised in the other comprehensive income</b>						
Return on plan assets less interest on plan assets	74	–	74	159	–	159
Currency translation effects	24	–	24	(33)	–	(33)
<b>Other</b>						
Employer contributions	41	4	45	42	4	46
Employee contributions	16	–	16	16	–	16
Benefit payments	(85)	(4)	(89)	(97)	(4)	(101)
Settlements	(31)		(31)			
<b>Balance as at 31 December</b>	<b>1,801</b>	<b>–</b>	<b>1,801</b>	<b>1,723</b>	<b>–</b>	<b>1,723</b>

Plan assets are comprised as follows:

in millions of Swiss francs	2024		2023	
	Value	Percentage	Value	Percentage
Debt	336	19%	280	16%
Equity	780	43%	730	42%
Property	380	21%	376	22%
Insurances policies and other	305	17%	337	20%
<b>Total</b>	<b>1,801</b>	<b>100%</b>	<b>1,723</b>	<b>100%</b>

The investment strategies are diversified within the respective statutory requirements of each country providing long-term returns with an acceptable level of risk. The plan assets are primarily quoted in an active market with exception of the property and insurance policies.

The plan assets do not include Givaudan registered shares. They do not include any property occupied by, or other assets used by the Group.

The Group operates defined benefit plans in many countries for which the actuarial assumptions vary based on local economic and social conditions. The assumptions used in the actuarial valuations of the most significant defined benefit plans, in countries with stable currencies and interest rates, are as follows:

Weighted percentage	2024	2023
Discount rates	2.1%	2.5%
Projected rates of salary increases	1.5%	1.5%
Future pension increases	0.3%	0.4%

The overall discount rate and the overall projected rates of remuneration growth are calculated by weighting the individual rates in accordance with the defined benefit obligation of the plans.

## Sensitivity analysis

The defined benefit obligations are calculated on the basis of various financial and demographic assumptions. The below information quantifies the consequences of a change in some key assumptions.

The effects ((gain)/loss) of the change in assumptions are as follows:

in millions of Swiss francs	Change in assumption	Effects of the change	Increase in assumption	Decrease in assumption
		on the current service cost	(5)	6
Discount rate <sup>a</sup>	0.5%	on the defined benefit obligation	(135)	152
		on the current service cost	1	(1)
Salary increases	0.5%	on the defined benefit obligation	11	(11)
		on the current service cost	3	–
Pension increases	0.5%	on the defined benefit obligation	91	(11)
		on the current service cost	1	(1)
Life expectancy	1 year	on the defined benefit obligation	65	(65)

a) The pension plan fiduciaries or trustees, as each situation dictates, may use various strategies which employ financial instruments to mitigate the impact of changes in the discount rate assumptions on the actual pension plan liabilities through corresponding changes in the plan assets. As of year end 2024, and considering the illustrative impact of changes in discount rates on the defined benefit obligation shown above, the use of these strategies is estimated to result in offsetting changes in the value of the assets totaling CHF 37 million to CHF 42 million for a plus and minus 50 basis point change in interest rates respectively.



## Governance Report

## Compensation Report

## Financial Report

### Consolidated Financial Report

Consolidated financial  
statements

[Notes to the consolidated  
financial statements](#)

Statutory Auditor's Report

Statutory Financial Report

## Alternative performance measures

### Information by country

#### Switzerland

According to the Swiss Federal Law on Occupational Retirement, Survivors and Disability (LPP/BVG), the pension plan is managed by an independent, legally autonomous entity which has the legal structure of a foundation.

The Foundation Board of Trustees is composed of equal numbers of employee and employer representatives. Each year the Foundation Board of Trustees decides the level of interest, if any, to apply to the retirement accounts in accordance with the pension policy. It is also responsible for the investment of the assets defining the investment strategy for long-term returns with an acceptable level of risk.

The majority of Swiss employees are participants to the plan and are insured against the financial consequences of old age, disability and death. The employer and employees pay contributions to the pension plan at rates set out in the foundation rules based on a percentage of salary. The amount of the retirement account can be taken by the employee at retirement in the form of pension or capital.

The pension plan is classified as a defined benefit plan due to the promises and underlying benefits guarantees. Consequently, the pension obligation is calculated by using the projected unit credit method.

The Group expects to contribute CHF 28 million to these plans during 2025.

#### United States of America

The main US pension plan is qualified under and is managed in accordance with the requirements of US federal law. In accordance with federal law the assets of the plan are legally separate from the employer and are held in a pension trust. The plan was frozen in 2016 and consequently there is no further accrual of benefits.

Local law requires minimum and maximum amounts that can be contributed to the trust, together with limitations on the amount of benefits that may be provided under the plan. There are named fiduciaries that are responsible for ensuring the plan is managed in accordance with the law. The fiduciaries are responsible for the investment of the assets defining the investment strategy for long-term returns with an acceptable level of risk.

The accrued benefits are payable at retirement and on death in service. With exceptions for optional lump sum amounts for certain sections of the plan, the benefits are paid out as annuities. Under IAS 19 employee benefits, the pension obligations are calculated by using the projected unit credit method.

The Group expects to contribute CHF 13 million to these plans during 2025.

#### United Kingdom

The two occupational pension schemes (Quest UK Pension Scheme and Givaudan UK Pension Plan) are arranged under the applicable UK Pension Schemes and Pensions Acts and managed as legally autonomous pension trusts by the Boards of Trustees. The plans were frozen during 2016 and consequently there is no further accrual of benefits.

The Boards of Trustees are composed of two employee representatives and four employer representatives, for the Quest UK Pension Scheme, and three employee representatives, three employer representatives plus two pensioner representatives for the Givaudan UK Pension Plan. The Boards of Trustees are responsible for the investment of the assets defining the investment strategy for long-term returns with an acceptable level of risk.

The accrued benefits based on service to the plan freeze are payable at retirement and on death in service. With exceptions for trivial amounts, transfer values, lump sum death benefits and tax free lump sums, the benefits are paid out as annuities.

The pension obligations of both the Quest UK Pension Scheme and the Givaudan UK Pension Plan are calculated by using the projected unit credit method.

In 2025 it is expected that the Givaudan UK Pension Plan will be transferred to a third party under a buy-out agreement. The Group expects to contribute CHF 2 million to these plans in 2025.

#### Rest of the world

The Group operates other retirement plans classified either as defined benefit or defined contribution plans in some other countries. No individual plan other than those described above is considered material to the Group.



## Governance Report

## Compensation Report

## Financial Report

Consolidated  
Financial ReportConsolidated financial  
statementsNotes to the consolidated  
financial statements

## Statutory Auditor's Report

## Statutory Financial Report

Alternative performance  
measures

The Group expects to contribute CHF 6 million to these plans in 2025.  
The funding position of the funded defined benefit plans are as follows:

<b>As at 31 December 2024</b> in millions of Swiss francs	Switzerland	United States of America	United Kingdom	Other countries	Total
Present value of defined benefit obligation	1,414	202	183	55	1,854
Fair value of plan asset	1,376	192	206	27	1,801
<b>Deficit / (surplus)</b>	<b>38</b>	<b>10</b>	<b>(23)</b>	<b>28</b>	<b>53</b>
Funding ratio	97.3%	95.0%	112.6%	49.1%	97.1%

<b>As at 31 December 2023</b> in millions of Swiss francs	Switzerland	United States of America	United Kingdom	Other countries	Total
Present value of defined benefit obligation	1,252	231	196	53	1,732
Fair value of plan asset	1,262	213	220	28	1,723
<b>Deficit / (surplus)</b>	<b>(10)</b>	<b>18</b>	<b>(24)</b>	<b>25</b>	<b>9</b>
Funding ratio	100.8%	92.2%	112.2%	52.8%	99.5%

## Key assumptions

<b>2024</b> in percentage	Switzerland	United States of America	United Kingdom
Discount rate	0.80	5.55	5.50
Future salary increases	1.85	n/a	n/a
Future pension increases	0.00	0.00	2.88
Future average life expectancy for a pensioner retiring at age 65 (in years)	23.0	22.2	22.8

<b>2023</b> in percentage	Switzerland	United States of America	United Kingdom
Discount rate	1.35	4.87	4.50
Future salary increases	2.00	n/a	n/a
Future pension increases	0.00	0.00	2.82
Future average life expectancy for a pensioner retiring at age 65 (in years)	22.9	22.1	22.8

Assumptions regarding future mortality experience are set based on actuarial advice in accordance with published statistics. Mortality assumptions for the most material countries at year-end 2024 are based on the following tables:

- Switzerland: BVG2020
- United States of America: Pri-2012
- United Kingdom: S3P, S3N

Allowance for future improvements in mortality have been allowed for as appropriate in each country. In Switzerland the generational rates have been used adopting the CMI (2019) approach and a 1.50% long term rate of improvement. In the United States of America the published rates have been adjusted and projected in accordance with the MP2021 scale. In the United Kingdom the rates reflect the latest (2023) CMI projections with a 1.25% long term rate of improvement.

## 9. Share-Based Payments

## Performance share plan

Performance shares are granted on a yearly basis. The performance shares are converted into tradable and transferable shares of Givaudan SA after the vesting period, subject to performance conditions. The performance conditions are:

- Creations: Relative sales growth compared to selected peer companies and the free cash flow margin
- Nature: net greenhouse gas (GHG) emissions reduction
- People: senior leader diversity and employee safety.

There is no market vesting condition involved and participation in this plan is mandatory.

Year of grant	Commencing date	Vesting date	Number of shares expected to be delivered at vesting date	Fair value at grant date (CHF)
2022	31 Mar 2022	15 Apr 2025	10,598	3,618
2023	31 Mar 2023	15 Apr 2026	16,060	2,768
2024	31 Mar 2024	15 Apr 2027	11,237	3,811



## Governance Report

## Compensation Report

## Financial Report

Consolidated  
Financial ReportConsolidated financial  
statementsNotes to the consolidated  
financial statements

Statutory Auditor's Report

## Statutory Financial Report

Alternative performance  
measures

The cost of the equity-settled instruments of CHF 57 million (2023: CHF 27 million) has been expensed in the consolidated income statement. A marginal portion of the number of shares expected to be delivered can be settled in cash in the jurisdictions where a physical delivery is not permitted.

### Equity-settled instruments related to restricted shares

Restricted shares shown in the table below have been granted on a yearly basis. These shares are tradable and transferable after the vesting period. Participation in these plans is mandatory.

Restricted shares outstanding at the end of the year have the following terms:

Year of grant	Commencing date	Blocking period of restricted shares ends on	Restricted share at grant date (CHF)	Number of restricted shares 2024	Number of restricted shares 2023
2021	31 Mar 2021	15 Apr 2024	3,435		463
2022	31 Mar 2022	15 Apr 2025	3,618	480	480
2023	31 Mar 2023	15 Apr 2026	2,768	522	522
2024	31 Mar 2024	15 Apr 2027	3,811	380	

Of the 1,382 outstanding restricted shares (2023: 1,465), no share (2023: none) was deliverable. The cost of these equity-settled instruments of CHF 2 million (2023: CHF 2 million) has been expensed in the consolidated income statement.

Movements in the number of restricted shares outstanding are as follows:

Number of restricted shares	2024	2023
<b>As at 1 January</b>	<b>1,465</b>	<b>1,545</b>
Granted	380	522
Delivered/sold	(463)	(602)
<b>As at 31 December</b>	<b>1,382</b>	<b>1,465</b>

For these plans, the Group has at its disposal treasury shares.

## 10. Investments in Joint Ventures

Year of incorporation	Name of Joint Ventures	Principal activity	Country of incorporation	Ownership interest
2014	BGN Tech LLC (in liquidation)	Innovative natural ingredients	USA	49%
2015	Natural Extracts International Ltd	Natural ingredient derivatives production	Mauritius	49%
2016	Vanilla International Ltd	Natural ingredient collection and extract	Mauritius	49%
2021	Prigiv Specialties Private Limited	Highly specialized aroma chemicals	India	49%
2022	The Cultured Hub AG	Cellular agriculture products	Switzerland	33%

Summarised financial information in respect of the Group's joint ventures is set out below. The following net assets represent 100% of the jointly controlled entities:

As at 31 December in millions of Swiss francs	2024	2023
Current assets	46	32
Non-current assets	19	18
Current liabilities	(6)	(6)
Non-current liabilities		(2)
<b>Total net assets of joint ventures</b>	<b>59</b>	<b>42</b>

As at 31 December in millions of Swiss francs	2024	2023
Income	24	16
Expenses	(21)	(14)



## Governance Report

## Compensation Report

## Financial Report

Consolidated  
Financial ReportConsolidated financial  
statementsNotes to the consolidated  
financial statements

## Statutory Auditor's Report

## Statutory Financial Report

Alternative performance  
measures

## 11. Other Operating Income

in millions of Swiss francs	2024	2023
Gains on disposal of fixed assets	8	1
Other income	20	29
<b>Total other operating income</b>	<b>28</b>	<b>30</b>

## 12. Other Operating Expense

in millions of Swiss francs	2024	2023
Project related expenses	41	71
Amortisation of intangible assets	22	22
Impairment of long-lived assets	12	1
Loss on divestment	5	
Losses on disposal of fixed assets	6	6
Environmental provisions	–	1
Business taxes	17	19
Acquisition and integration related expenses	4	3
Other expenses	25	24
<b>Total other operating expense</b>	<b>132</b>	<b>147</b>

Project related expenses incurred of CHF 41 million are largely related to costs incurred for footprint optimisation as well the Competition Authority Investigation in the fragrance industry. In 2023, the project related expenses mainly include restructuring costs related to the Group's Performance Improvement programme, announced in January 2023, as well as costs related to footprint optimisation and the Competition Authority investigation into the Fragrance industry.

In November 2024 an explosion occurred at the Givaudan Sense Colour facility in Louisville, United States. As a result, as at 31 December 2024, the Group has recognised Property, Plant & Equipment impairments as well as inventory write offs for the total amount of CHF 9 million.

## 13. Expenses by Nature

in millions of Swiss francs	Note	2024	2023
Raw materials and consumables used		2,917	2,903
Total employee remuneration	8	1,664	1,528
Depreciation, amortisation and impairment charges	21, 22	371	357
Transportation expenses		37	30
Freight expenses		179	166
Consulting and service expenses		168	152
Energy		89	97
IT related costs		75	71
Other expenses		518	495
<b>Total operating expenses by nature</b>		<b>6,018</b>	<b>5,799</b>

## 14. Financing Costs

in millions of Swiss francs	Note	2024	2023
Interest expense		111	112
Net interest related to defined benefit pension plans	8	6	6
Derivative interest (gains) losses		1	
Amortisation of debt discounts		3	2
<b>Total financing costs</b>		<b>121</b>	<b>120</b>

## 15. Other Financial (Income) Expense, Net

in millions of Swiss francs	2024	2023
Fair value and realised (gains) losses from derivatives instruments, net (at fair value through income statement)	(73)	83
Exchange (gains) losses, net	58	(96)
Realised (gains) losses from financial instruments measured at fair value through income statement	(24)	–
Unrealised (gains) losses from financial instruments measured at fair value through income statement	(10)	1
Interest (income)	(26)	(8)
Capital taxes and other non-business taxes	8	12
Other (income) expense, net	27	15
<b>Total other financial (income) expense, net</b>	<b>(40)</b>	<b>7</b>



## 16. Income Taxes

Amounts debited to (credited in) the consolidated statement of comprehensive income are as follows:

in millions of Swiss francs	2024			2023			Total
	Income statement	Other comprehensive income	Own equity instruments	Income statement	Other comprehensive income	Own equity instruments	
<b>Current taxes</b>							
- in respect of current year	238	6	–	244	151	2	153
- in respect of prior years	(19)			(19)	7		7
<b>Deferred taxes</b>							
- in respect of current year	(6)	(20)	–	(26)	(60)	19	(41)
- in respect of prior years	10	–		10	(2)		(2)
<b>Total income tax expense</b>	<b>223</b>	<b>(14)</b>	<b>–</b>	<b>209</b>	<b>96</b>	<b>21</b>	<b>117</b>

Since the Group operates globally, it is subject to income taxes in many different tax jurisdictions. As such, in determining the provision for income taxes, judgment is required as there are transactions for which the ultimate tax determination is uncertain at the time of preparing the financial statements. As a result, any differences between the final tax outcome and the amounts that were initially recorded impact the current and deferred taxes in the period in which such final determinations are made.

The Group is within the scope of the OECD Pillar Two model rules that aim at reducing opportunities for base erosion and profit shifting by requiring that applicable multinational corporations pay a minimum effective corporation tax rate of 15%. Pillar Two legislation has been enacted or substantively enacted in most of the jurisdictions where Givaudan operates. Switzerland introduced the 'Swiss domestic minimum tax rule' starting from 1 January 2024. In 2024, the impacts of OECD Pillar Two model rules were not material to the Group and have not resulted in a top-up tax in the current year (2023: nil). The Group has applied a temporary mandatory relief from deferred tax accounting for the impacts of the top-up tax and accounts for it as current tax when it is incurred. Effective from 2025, Switzerland is introducing the Income Inclusion Rule (IIR) as part of its commitment to fully implement the OECD Pillar Two model rules. The estimated impact on the Group's financial position is not material.

The Group calculates on the basis of the income statement its average applicable tax rate as a weighted average of the tax rates in the tax jurisdictions in which the Group operates, including research tax credits and withholding tax on dividends, interest and royalties.

The Group's average applicable tax rate differs from the Group's effective tax rate as follows:

	2024	2023
<b>Group's average applicable tax rate</b>	<b>16%</b>	<b>19%</b>
<b>Tax effect of</b>		
Income not taxable	(2%)	(5%)
Expenses not deductible	3%	3%
Change in tax rate	–	(2%)
Deferred tax effects from intangible step-up		(7%)
Other adjustments of income taxes of prior years	(1%)	1%
Other differences	1%	1%
<b>Group's effective tax rate</b>	<b>17%</b>	<b>10%</b>

The variation in the Group's average applicable tax rate arises due to changes in the composition of the Group's profitability within the Group's subsidiaries, in accordance with the Group's business profile in terms of geographical presence, product mix and customer portfolio, as well as external factors related to changes in local statutory tax rates.

### Income tax assets and liabilities

Amounts recognised in the statement of financial position related to income taxes are as follows:

As at 31 December in millions of Swiss francs	2024	2023
Current income tax assets	57	60
Current income tax liabilities	(183)	(136)
<b>Total net current income tax asset (liability)</b>	<b>(126)</b>	<b>(76)</b>



## Governance Report

## Compensation Report

## Financial Report

Consolidated  
Financial ReportConsolidated financial  
statementsNotes to the consolidated  
financial statements

## Statutory Auditor's Report

## Statutory Financial Report

Alternative performance  
measures

2024 in millions of Swiss francs	Property, plant & equipment	Intangible assets	Pension plans	Tax loss carry forward	Other differences	Total
<b>Net deferred tax asset (liability) as at 1 January</b>	<b>(107)</b>	<b>(152)</b>	<b>28</b>	<b>29</b>	<b>88</b>	<b>(114)</b>
Acquisition	(1)	(33)			(1)	(35)
Credited (debited) to consolidated income statement	(2)	(1)	1	(13)	11	(4)
Credited (debited) to other comprehensive income			8		12	20
Credited (debited) to own equity instruments					–	–
Currency translation effects	(6)	(6)	1	(1)	3	(9)
<b>Net deferred tax asset (liability) as at 31 December</b>	<b>(116)</b>	<b>(192)</b>	<b>38</b>	<b>15</b>	<b>113</b>	<b>(142)</b>
Deferred tax assets						145
Deferred tax liabilities						(287)
<b>Net deferred tax asset (liability) as at 31 December</b>						<b>(142)</b>

2023 in millions of Swiss francs	Property, plant & equipment	Intangible assets	Pension plans	Tax loss carry forward	Other differences	Total
<b>Net deferred tax asset (liability) as at 1 January</b>	<b>(103)</b>	<b>(205)</b>	<b>36</b>	<b>69</b>	<b>45</b>	<b>(158)</b>
Acquisition						
Credited (debited) to consolidated income statement	(11)	77	(2)	(29)	27	62
Credited (debited) to other comprehensive income			(3)		(16)	(19)
Transfers	(1)	(37)	–		38	
Currency translation effects	8	13	(3)	(11)	(6)	1
<b>Net deferred tax asset (liability) as at 31 December</b>	<b>(107)</b>	<b>(152)</b>	<b>28</b>	<b>29</b>	<b>88</b>	<b>(114)</b>
Deferred tax assets						118
Deferred tax liabilities						(232)
<b>Net deferred tax asset (liability) as at 31 December</b>						<b>(114)</b>

Amounts recognised in the statement of financial position for deferred taxes are reported as non-current assets and non-current liabilities.

Deferred tax assets on loss carry forwards of CHF 15 million (2023: CHF 29 million) have been recognised principally in the subsidiaries in Switzerland, France and China, the majority of which expires after 2025. The management considers that there will be future taxable profit available against which these tax losses can be recovered. Deferred tax assets on unused tax losses of CHF 5 million (2023: CHF 20 million) which have not been recognised are mainly located in subsidiaries in The United Kingdom.

Deferred tax assets on tax credits of CHF 50 million (2023: CHF 34 million) have been recognised.

A deferred tax liability of CHF 51 million has been recognised in 2024 (2023: CHF 36 million) for certain foreign subsidiaries which have undistributed earnings subject to withholding tax when paid out as dividend as the parent entity is in a position to forecast the timing of distributions expected in the foreseeable future, whereas no deferred tax liability could be recognised for undistributed earnings of CHF 1,231 million (2023: CHF 1,070 million).

## 17. Earnings per Share

### Basic earnings per share

Basic earnings per share is calculated by dividing the income for the period attributable to shareholders by the weighted average number of shares outstanding:

	2024	2023
<b>Income attributable to equity holder of the parent (in millions of Swiss francs)</b>	<b>1,090</b>	<b>893</b>
<b>Weighted average number of shares outstanding</b>		
Ordinary shares	9,233,586	9,233,586
Treasury shares	(9,429)	(9,143)
<b>Net weighted average number of shares outstanding</b>	<b>9,224,157</b>	<b>9,224,443</b>
<b>Basic earnings per share (CHF)</b>	<b>118.17</b>	<b>96.81</b>





## Governance Report

## Compensation Report

## Financial Report

Consolidated  
Financial ReportConsolidated financial  
statementsNotes to the consolidated  
financial statements

## Statutory Auditor's Report

## Statutory Financial Report

Alternative performance  
measures

## Diluted earnings per share

For the calculation of diluted earnings per share, the weighted average number of shares outstanding is adjusted to assume conversion of all potentially dilutive shares:

	2024	2023
Income attributable to equity holder of the parent (in millions of Swiss francs)	1,090	893
Weighted average number of shares outstanding for diluted earnings per share of 42,398 (2023: 31,862)	9,266,555	9,256,305
Diluted earnings per share (CHF)	117.63	96.47

## 18. Cash and Cash Equivalents

in millions of Swiss francs	2024	2023
Cash on hand and balances with banks	297	324
Short-term investments	452	276
<b>Balance as at 31 December</b>	<b>749</b>	<b>600</b>

## 19. Accounts Receivable – Trade

in millions of Swiss francs	2024	2023
Accounts receivable	1,695	1,475
Notes receivable	1	–
Less: allowance for doubtful accounts	(16)	(23)
<b>Balance as at 31 December</b>	<b>1,680</b>	<b>1,452</b>

## Ageing list:

in millions of Swiss francs	2024	2023
Not past due	1,568	1,339
Less than 30 days	89	84
30–60 days	16	21
60–90 days	12	6
Above 90 days	11	25
Less: allowance for doubtful accounts	(16)	(23)
<b>Balance as at 31 December</b>	<b>1,680</b>	<b>1,452</b>

## Movement in the allowance for doubtful accounts:

in millions of Swiss francs	2024	2023
<b>Balance as at 1 January</b>	<b>(23)</b>	<b>(24)</b>
Increase in allowance for doubtful accounts recognised in consolidated income statement	(2)	(6)
Amounts written off as uncollectible	4	1
Reversal of allowance for doubtful accounts	6	4
Currency translation effects	(1)	2
<b>Balance as at 31 December</b>	<b>(16)</b>	<b>(23)</b>

Past due and impaired receivables are still considered recoverable. The carrying amount of accounts receivable-trade is considered to correspond to the fair value.

## 20. Inventories

in millions of Swiss francs	2024	2023
Raw materials and supplies	571	490
Work in process	29	25
Intermediate and finished goods	913	845
Less: allowance for slow moving and obsolete inventories	(88)	(85)
<b>Balance as at 31 December</b>	<b>1,425</b>	<b>1,275</b>

In 2024 the amount of write-down of inventories was CHF 69 million (2023: CHF 72 million). At 31 December 2024 and 2023 no significant inventory was valued at net realisable value.



## 21. Property, Plant and Equipment

2024 in millions of Swiss francs	Acquired Property, Plant & Equipment				Right-of-Use Assets				
	Land	Buildings and land improvements	Machinery, equipment and vehicles	Construction in progress	Total Acquired PP&E	Buildings, land and improvements	Machinery, equipment and vehicles	Total Right- of-Use Assets	Total Property, Plant & Equipment
<b>Net book value</b>									
<b>Balance as at 1 January</b>	<b>120</b>	<b>868</b>	<b>645</b>	<b>214</b>	<b>1,847</b>	<b>374</b>	<b>21</b>	<b>395</b>	<b>2,242</b>
Additions	6	1	10	241	258	52	23	75	333
Acquisitions	2	21	4	3	30				30
Disposals	(8)	(4)	(7)		(19)	(16)	–	(16)	(35)
Transfers		66	129	(195)		–	–		
Impairment		(5)	(7)		(12)				(12)
Depreciation		(49)	(102)		(151)	(42)	(12)	(54)	(205)
Currency translation effects	2	23	3	(4)	24	6	–	6	30
<b>Balance as at 31 December</b>	<b>122</b>	<b>921</b>	<b>675</b>	<b>259</b>	<b>1,977</b>	<b>374</b>	<b>32</b>	<b>406</b>	<b>2,383</b>
Cost	122	1,653	2,231	259	4,265	530	65	595	4,860
Accumulated depreciation		(720)	(1,542)		(2,262)	(156)	(33)	(189)	(2,451)
Accumulated impairment		(12)	(14)		(26)				(26)
<b>Balance as at 31 December</b>	<b>122</b>	<b>921</b>	<b>675</b>	<b>259</b>	<b>1,977</b>	<b>374</b>	<b>32</b>	<b>406</b>	<b>2,383</b>

2023 in millions of Swiss francs	Acquired Property, Plant & Equipment				Right-of-Use Assets				
	Land	Buildings and land improvements	Machinery, equipment and vehicles	Construction in progress	Total Acquired PP&E	Buildings, land and improvements	Machinery, equipment and vehicles	Total Right- of-Use Assets	Total Property, Plant & Equipment
<b>Net book value</b>									
<b>Balance as at 1 January</b>	<b>128</b>	<b>925</b>	<b>652</b>	<b>193</b>	<b>1,898</b>	<b>377</b>	<b>18</b>	<b>395</b>	<b>2,293</b>
Additions		1	6	219	226	67	16	83	309
Disposals	(1)	(2)	(4)		(7)	(7)	(1)	(8)	(15)
Transfers	–	54	127	(187)	(6)	–	–		(6)
Impairment			(1)		(1)				(1)
Depreciation		(48)	(102)		(150)	(42)	(10)	(52)	(202)
Currency translation effects	(7)	(62)	(33)	(11)	(113)	(21)	(2)	(23)	(136)
<b>Balance as at 31 December</b>	<b>120</b>	<b>868</b>	<b>645</b>	<b>214</b>	<b>1,847</b>	<b>374</b>	<b>21</b>	<b>395</b>	<b>2,242</b>
Cost	121	1,541	2,083	214	3,959	511	49	560	4,519
Accumulated depreciation		(662)	(1,430)		(2,092)	(137)	(28)	(165)	(2,257)
Accumulated impairment	(1)	(11)	(8)		(20)				(20)
<b>Balance as at 31 December</b>	<b>120</b>	<b>868</b>	<b>645</b>	<b>214</b>	<b>1,847</b>	<b>374</b>	<b>21</b>	<b>395</b>	<b>2,242</b>



The expense related to the low-value and short-term leases amounts to CHF 2 million (2023: CHF 3 million) and CHF 4 million (2023: CHF 4 million) respectively.

The Group leases various offices, warehouses, machinery and equipment. Rental contracts are typically made for fixed periods of 1 to 30 years, but may have extension and termination options, used to maximise operational flexibility in terms of managing the assets used in the Group's operations. The majority of extension and termination options held are exercisable only by the Group and not by the respective lessor. During the current financial year, no significant financial effect was triggered by revision of lease terms (2023: nil).

Lease terms are negotiated on an individual basis and contain a wide range of different terms and conditions. The lease agreements do not impose any covenants other than the security interests in the leased assets that are held by the lessor. Leased assets may not be used as security for borrowing purposes.

At 31 December 2024 and 2023 no significant capitalised borrowing costs were accounted for.

## 22. Intangible Assets

2024 in millions of Swiss francs	Goodwill	Process-oriented technology and other	Client relation- ships	Supplier relation- ships	Name and product brands	Software/ ERP system	Total
<b>Net book value</b>							
<b>Balance as at 1 January</b>	<b>3,203</b>	<b>274</b>	<b>706</b>		<b>41</b>	<b>235</b>	<b>4,459</b>
Additions		7				54	61
Acquisitions	204	13	102		5	–	324
Disposals		–	–				–
Impairment				–			–
Amortisation		(36)	(62)		(4)	(52)	(154)
Transfers							
Currency translation effects	110	1	26		1	–	138
<b>Balance as at 31 December</b>	<b>3,517</b>	<b>259</b>	<b>772</b>		<b>43</b>	<b>237</b>	<b>4,828</b>
Cost	3,517	1,248	1,388	44	88	1,069	7,354
Accumulated amortisation		(985)	(612)	(44)	(45)	(831)	(2,517)
Accumulated impairment		(4)	(4)			(1)	(9)
<b>Balance as at 31 December</b>	<b>3,517</b>	<b>259</b>	<b>772</b>		<b>43</b>	<b>237</b>	<b>4,828</b>

2023 in millions of Swiss francs	Goodwill	Process-oriented technology and other	Client relation- ships	Supplier relation- ships	Name and product brands	Software/ ERP system	Total
<b>Net book value</b>							
<b>Balance as at 1 January</b>	<b>3,423</b>	<b>241</b>	<b>709</b>		<b>47</b>	<b>226</b>	<b>4,646</b>
Additions		4				57	61
Acquisitions		77	106				183
Disposals		–	–				–
Impairment			–				–
Amortisation		(42)	(54)		(4)	(54)	(154)
Reclassified as assets held for sale						6	6
Currency translation effects	(220)	(6)	(55)		(2)	–	(283)
<b>Balance as at 31 December</b>	<b>3,203</b>	<b>274</b>	<b>706</b>		<b>41</b>	<b>235</b>	<b>4,459</b>
Cost	3,203	1,224	1,251	44	80	1,015	6,817
Accumulated amortisation		(946)	(541)	(44)	(39)	(779)	(2,349)
Accumulated impairment		(4)	(4)			(1)	(9)
<b>Balance as at 31 December</b>	<b>3,203</b>	<b>274</b>	<b>706</b>		<b>41</b>	<b>235</b>	<b>4,459</b>



## Governance Report

## Compensation Report

## Financial Report

### Consolidated Financial Report

#### Consolidated financial statements

#### Notes to the consolidated financial statements

#### Statutory Auditor's Report

### Statutory Financial Report

## Alternative performance measures

Classification of amortisation expenses is as follows:

in millions of Swiss francs	2024			2023		
	Fragrance & Beauty	Taste & Wellbeing	Total	Fragrance & Beauty	Taste & Wellbeing	Total
Cost of sales	9	13	22	12	15	27
Selling, marketing and distribution expenses	38	36	74	28	37	65
Research and product development expenses	13	18	31	13	20	33
Administration expenses	2	3	5	2	4	6
Other operating expenses	8	14	22	9	14	23
<b>Total</b>	<b>70</b>	<b>84</b>	<b>154</b>	<b>64</b>	<b>90</b>	<b>154</b>

### Impairment test for goodwill

Effective 1 January 2024, the company has changed the allocation of goodwill to groups of cash-generating units (CGUs) to be in line with the internal reporting to management and the way that management is monitoring goodwill. The goodwill which was previously allocated to the CGU's of Expressions Parfumées and Fragrance Oils has now been included as part of the Fragrance & Beauty CGU. This change is driven by the fact that the integration strategy within the Givaudan group and specifically the monitoring of Expressions Parfumées and Fragrance Oils has evolved over time since the acquisition dates.

In 2024, goodwill is allocated to the Group's cash-generating units (CGUs), which are defined as the Taste & Wellbeing Division and the Fragrance & Beauty Division. Goodwill allocated to these two CGUs was CHF 2,263 million to the Taste & Wellbeing Division and CHF 1,254 million to the Fragrance & Beauty Division.

In 2023, goodwill was allocated to the Group's cash-generating units (CGUs), which are defined as the Taste & Wellbeing Division and the Fragrance & Beauty Division, which itself included two lower levels of cash-generating units related to Expressions Parfumées and Fragrance Oils. Goodwill allocated to these CGUs was CHF 2,191 million to the Taste & Wellbeing Division, CHF 803 million to the Fragrance & Beauty Division, CHF 116 million to Expressions Parfumées, and CHF 93 million to Fragrance Oils.

The recoverable amount of each CGU has been determined based on value in use calculations. These calculations use pre-tax cash flow projections based on financial business plans and budgets approved by management covering a five year period, as well as a terminal value. The basis of the key assumptions is market growth adjusted for estimated market share gains. The terminal value assumes the long-term inflation rate for growth beyond the five year period. The discount rate used to discount the estimated future cash flows has a number of components which are derived from capital market information where the cost of equity corresponds to the return expected by the shareholders by benchmarking with comparable companies in the fragrance & beauty and taste & wellbeing industry, and where the cost of debt is based on the conditions on which companies with similar credit rating can obtain financing.

A discount rate of 11.0% was applied to cash flow projections of the Fragrance & Beauty Division and 10.8% was applied to cash flow projections of the Taste & Wellbeing Division. In 2023, a discount rate of 10.9% was applied to cash flow projections of the Fragrance & Beauty Division, 10.9% was applied to cash flow projections of the Taste & Wellbeing Division, 11.9% was applied to cash flow projections of Expressions Parfumées and 13.8% was applied to cash flow projections of Fragrance Oils. All discount rates are pre-tax.

No impairment loss in any of the CGUs resulted from the impairment tests for goodwill. The Group has conducted an analysis of the sensitivity of the impairment test to changes in the cash flows and in the discount rate in the periods presented. Management believes that any reasonable change in the assumptions would not cause the carrying amount to exceed the recoverable amount of each CGU.

### Process-oriented technology and other

This consists mainly of process-oriented technology, formulas, molecules, delivery systems as well as process knowledge and research expertise in innovative cosmetic solutions, acquired when the Group purchased Food Ingredients Specialties (FIS), International Bioflavors (IBF), Quest International, Soliance, Induchem, Spicetec, Activ International, Vika, Centroflora Nutra, Expressions Parfumées, Naturex, Albert Vieille, AMSilk, Golden Frog, drom, Fragrance Oils, Ungerer, Indena, Alderys, Myrissi, Custom Essence, DDW, Amyris and b.kolor.



## Governance Report

## Compensation Report

## Financial Report

Consolidated  
Financial ReportConsolidated financial  
statementsNotes to the consolidated  
financial statements

## Statutory Auditor's Report

## Statutory Financial Report

Alternative performance  
measures

## Client relationships

As part of the acquisition of Quest International, Induchem, Spicetec, Activ International, Vika, Centroflora Nutra, Expressions Parfumées, Naturex, Albert Vieille, Golden Frog, drom, Fragrance Oils, Ungerer, Indena, Custom Essence, DDW, Amyris and b.kolor, the Group acquired client relationships in the Taste & Wellbeing and Fragrance & Beauty Divisions, mainly consisting of client relationships with key customers.

## Supplier relationships

As part of the acquisition of Naturex and Albert Vieille, the Group acquired supplier relationships in the Taste & Wellbeing and Fragrance & Beauty Divisions, mainly consisting of relationships with key suppliers.

## Name and product brands

In connection with the acquisition of Induchem, Spicetec, Activ International, Vika, Centroflora Nutra, Expressions Parfumées, Naturex, Albert Vieille, Golden Frog, drom, Fragrance Oils, Ungerer, Indena, Custom Essence, DDW and b.kolor the Group acquired name and product brands in active beauty and in natural flavour businesses.

## Software/ERP system

This consists of internally generated intangible assets associated with the development of identifiable software products and ERP systems.

The residual useful lives of the acquired intangible assets carried at cost, being their fair value at acquisition date, are determined in accordance with the principles set out in Note 2.17. Remaining useful lives of major classes of amortisable intangible assets are as follows:

- Process-oriented technology and other 12.0 years
- Client relationships 12.8 years
- Name and product brands 11.2 years
- Software 2.8 years.

## 23. Debt

2024 in millions of Swiss francs	Bank borrowings	Bank facility	Bank overdrafts	Public bonds	Private place- ments	Total short-term and long-term debt	Total lease liabilities	Total debt
<b>Balance as at 1 January</b>	<b>119</b>		<b>–</b>	<b>4,143</b>	<b>236</b>	<b>4,498</b>	<b>407</b>	<b>4,905</b>
Cash flows	138		1	(150)	(186)	(197)	(60)	(257)
Non-cash changes								
- Amortisation of debt discount				3		3	11	14
- Currency effects	(4)			24	4	24	7	31
- Lease liabilities							58	58
<b>Balance as at 31 December</b>	<b>253</b>		<b>1</b>	<b>4,020</b>	<b>54</b>	<b>4,328</b>	<b>423</b>	<b>4,751</b>
Within 1 year	42		1	669	54	766	53	819
Within 1 to 3 years	38			768		806	82	888
Within 3 to 5 years	173			300		473	64	537
Thereafter				2,283		2,283	224	2,507
<b>Balance as at 31 December</b>	<b>253</b>		<b>1</b>	<b>4,020</b>	<b>54</b>	<b>4,328</b>	<b>423</b>	<b>4,751</b>

2023 in millions of Swiss francs	Bank borrowings	Bank facility	Bank overdrafts	Public bonds	Private place- ments	Total short-term and long-term debt	Total lease liabilities	Total debt
<b>Balance as at 1 January</b>	<b>258</b>	<b>391</b>		<b>3,564</b>	<b>391</b>	<b>4,604</b>	<b>401</b>	<b>5,005</b>
Cash flows	(115)	(382)	–	734	(135)	102	(56)	46
Non-cash changes								
- Amortisation of debt discount				2		2	9	11
- Currency effects	(24)	(9)		(157)	(20)	(210)	(26)	(236)
- Lease liabilities							79	79
<b>Balance as at 31 December</b>	<b>119</b>		<b>–</b>	<b>4,143</b>	<b>236</b>	<b>4,498</b>	<b>407</b>	<b>4,905</b>
Within 1 year	61		–	150	186	397	45	442
Within 1 to 3 years	37			814	50	901	68	969
Within 3 to 5 years	21			763		784	57	841
Thereafter				2,416		2,416	237	2,653
<b>Balance as at 31 December</b>	<b>119</b>		<b>–</b>	<b>4,143</b>	<b>236</b>	<b>4,498</b>	<b>407</b>	<b>4,905</b>



## Governance Report

## Compensation Report

## Financial Report

Consolidated  
Financial ReportConsolidated financial  
statementsNotes to the consolidated  
financial statements

## Statutory Auditor's Report

## Statutory Financial Report

Alternative performance  
measures

Details of the Group's various debt transactions are as follows:

Issuer	Issue date	Type of debt	Currency of principal	Principal amount in millions	Redeemable	Interest rate	Type of interest	2024	2023
								in millions of Swiss francs	
<b>Givaudan United States, Inc.</b>	2012	Private placement <sup>a</sup>	USD	60	06 Feb 2025	3.450%	Fixed	54	50
	2014	Public bonds	CHF	150	19 Mar 2024	1.750%	Fixed	Reimbursed	150
	2016			200	05 Dec 2031	0.625%		200	200
	2017	Private placement	EUR	200	20 Dec 2024	1.331%	Fixed	Reimbursed	186
	<b>Givaudan SA</b>	2018	Public bonds	CHF	200	09 Apr 2025		0.375%	200
				EUR	500	17 Sep 2025	1.125%	469	464
		2020	Public bonds	EUR	800	17 Sep 2030	2.000%	749	741
					150	10 Nov 2028	0.150%	150	150
	2021	Public bonds	CHF	150	07 Jun 2027	0.125%	150	150	
	2022			150	07 Jun 2030	0.375%	150	150	
150				15 Jun 2026	1.125%	150	150		
2023			150	15 Jun 2029	1.625%	150	150		
<b>Givaudan Finance Europe BV</b>	2020	Public bonds	EUR	500	22 Apr 2027	1.000%	Fixed	468	463
				500	22 Apr 2032	1.625%		467	462
	2023	Other local borrowings		500	28 Nov 2033	4.125%	467	463	
	2023	Other local borrowings		40	26 Apr 2024	4.200%	Reimbursed	37	
<b>Givaudan Italia SpA a Socio Unico</b>	2024	Other local borrowings	EUR	246	Various maturities		Floating	230	
<b>Other entities</b>	2023	Other local borrowings	EUR	1		1.180%	Fixed	Reimbursed	1
	2023		CNY	663			Floating	23	79
	2024			188					
	2023		INR	160	Various maturities			Reimbursed	1
	2023		USD	1			8.380%	Fixed	Reimbursed
2024		Other				Floating	1		
<b>Total short-term and long-term debt as at 31 December<sup>b</sup></b>								<b>4,328</b>	<b>4,498</b>

a) There are various covenants contained in these transactions covering conditions on net worth, indebtedness and EBITDA ratio to net interest expense of Givaudan United States, Inc. The company is and has been in full compliance with the covenants set.

b) The fair value of the short-term and long-term debt is approximately 1% lower than its carrying value as at 31 December 2024 (2023: 2%).



## Governance Report

## Compensation Report

## Financial Report

## Consolidated

## Financial Report

Consolidated financial  
statementsNotes to the consolidated  
financial statements

## Statutory Auditor's Report

## Statutory Financial Report

Alternative performance  
measures

The weighted average effective interest rates at the statement of financial position date were as follows:

	2024	2023
Private placements (USD)	3.5%	3.5%
Private placements (EUR)	0.0%	1.3%
Straight bond (EUR)	2.0%	2.0%
Straight bond (CHF)	0.9%	1.0%
Bank facility	3.5%	4.3%
<b>Weighted average effective interest rate on gross debt</b>	<b>1.8%</b>	<b>1.7%</b>

## 24. Changes in Liabilities Arising from Financing Activities

2024 in millions of Swiss francs	Cash impact		Non-cash changes			Balance as at 31 December
	Balance as at 1 January	Cash flows Inflow (Outflow)	Amortisation of debt discount/ premium and interest expense	Fair values changes and Others	Currency effects	
Total short-term and long-term debt	4,498	(197)	3		24	4,328
Interest on liabilities	21	(92)		93	–	22
Derivative financial instruments	22	(2)		22		42
Lease liabilities	407	(60)	11	58	7	423
Others, net	10	(8)		12	–	14
<b>Total liabilities from financing activities</b>	<b>4,958</b>	<b>(359)</b>	<b>14</b>	<b>185</b>	<b>31</b>	<b>4,829</b>

2023 in millions of Swiss francs	Cash impact		Non-cash changes			Balance as at 31 December
	Balance as at 1 January	Cash flows Inflow (Outflow)	Amortisation of debt discount/ premium and interest expense	Fair values changes and Others	Currency effects	
Total short-term and long-term debt	4,604	102	2		(210)	4,498
Interest on liabilities	22	(97)		96	–	21
Derivative financial instruments	18	6		(2)		22
Lease liabilities	401	(56)	9	79	(26)	407
Others, net	12	(8)		7	(1)	10
<b>Total liabilities from financing activities</b>	<b>5,057</b>	<b>(53)</b>	<b>11</b>	<b>180</b>	<b>(237)</b>	<b>4,958</b>



## 25. Provisions

2024 in millions of Swiss francs	Restructuring	Claims and litigation	Environmental	Others	Total
<b>Balance as at 1 January</b>	<b>22</b>	<b>11</b>	<b>16</b>	<b>36</b>	<b>85</b>
Additional provisions	3	5	1	22	31
Unused amounts reversed	(4)	(6)	–	(3)	(13)
Utilised during the year	(13)	(3)	–	(4)	(20)
Currency translation effects	1	–	1	(1)	1
<b>Balance as at 31 December</b>	<b>9</b>	<b>7</b>	<b>18</b>	<b>50</b>	<b>84</b>
Current liabilities	9	5	1	3	18
Non-current liabilities	–	2	17	47	66
<b>Balance as at 31 December</b>	<b>9</b>	<b>7</b>	<b>18</b>	<b>50</b>	<b>84</b>

2023 in millions of Swiss francs	Restructuring	Claims and litigation	Environmental	Others	Total
<b>Balance as at 1 January</b>	<b>18</b>	<b>11</b>	<b>17</b>	<b>38</b>	<b>84</b>
Additional provisions	30	9	1	7	47
Unused amounts reversed	(6)	(3)	(1)	–	(10)
Utilised during the year	(19)	(2)	–	(4)	(25)
Currency translation effects	(1)	(4)	(1)	(5)	(11)
<b>Balance as at 31 December</b>	<b>22</b>	<b>11</b>	<b>16</b>	<b>36</b>	<b>85</b>
Current liabilities	17	3	1	1	22
Non-current liabilities	5	8	15	35	63
<b>Balance as at 31 December</b>	<b>22</b>	<b>11</b>	<b>16</b>	<b>36</b>	<b>85</b>

Significant judgment is required in determining the various provisions. A range of possible outcomes is determined to make reliable estimates of the obligation that is sufficient for the recognition of a provision. Differences between the final obligations and the amounts that were initially recognised impact the income statement in the period in which such determination is made.

### Restructuring provisions

Restructuring provisions arise from reorganisations of the Group's operations and management structure primarily related to integration of acquired businesses and from reorganisations in both divisions.

### Claims and litigation

These provisions are made in respect of legal claims brought against the Group and potential litigations. Related estimated legal fees are also included in these provisions.

### Environmental

Givaudan's affiliate, Givaudan Fragrances Corporation ('GFRC'), is one of approximately 100 companies identified by the US Environmental Protection Agency ('EPA') as 'Potentially Responsible Parties' ('PRP') for alleged contamination of the Lower Passaic River ('River'). The alleged contamination in the River has been studied extensively, both by the EPA and by others, including the Cooperating Parties Group ('CPG'), which GFRC was a member of. As a result of this work, the EPA issued a Record of Decision ('ROD') for the lower 8 miles of the River in 2016, and another ROD was issued for the upper 9 miles of the River in 2021. The EPA-estimated remediation costs for the lower and upper parts of the River are approximately USD 1.4 billion and USD 441 million, respectively.

In the fourth quarter of 2022, GFRC and over 80 other parties ('Settling Parties') reached a settlement with the EPA relating to the Settling Parties' remediation obligations concerning the River ('Consent Decree'). The EPA lodged the Consent Decree in Federal court on 16 December 2022, which was later modified in January 2023 and was subject to public notice and comment in the first quarter of 2023. The Consent Decree is pending review by the federal court under EPA's motion to enter the settlement, which has been challenged by interested third-parties. It is uncertain as to when this judicial process will be concluded. Upon the court's approval of the Consent Decree, the Settling Parties will fund USD 150 million that will be used to meet their collective remediation obligations in the River.

In June 2018, Occidental Chemical Corporation ('OCC') filed a complaint against more than one hundred parties, including GFRC, asserting claims under CERCLA related to the lower portion of the River. In February 2021, GFRC and a number of other defendants filed third-party claims against approximately 40 parties for contribution and costs related to the prior study work and removal conducted by the CPG in the River. In March 2023, OCC filed a second complaint against several dozen parties, including GFRC, asserting claims under CERCLA related to the upper portion of the River. Both of these OCC litigations have been stayed pending the court's decision on the Consent Decree.





## Governance Report

## Compensation Report

## Financial Report

Consolidated  
Financial ReportConsolidated financial  
statementsNotes to the consolidated  
financial statements

Statutory Auditor's Report

Statutory Financial Report

Alternative performance  
measures

At this time, there are many uncertainties associated with the court approval of the Consent Decree, and how this may impact the Occidental litigations or other potential obligations related to the River. Therefore, in accordance with accounting guidance, the Group has recorded a reserve which it believes can reasonably be expected to cover GFRC's potential obligation, if any, given the information currently available.

## Other provisions

These consist largely of provisions related to long-term deferred compensation plan and to restoring expenses related to leased facilities.

## 26. Own Equity Instruments

Details of own equity instruments are as follows:

As at 31 December 2024	Settlement	Category	Maturity	Strike price (CHF)	in equivalent shares	Value in millions of Swiss francs
Registered shares		Equity			7,340	24
Purchased calls	Gross shares	Equity	2025–2027	3,393.0 – 4,789.8	34,593	8
Written puts	Gross shares	Financial liability	2025–2027	3,388.0 – 4,625.6	34,593	139

As at 31 December 2023	Settlement	Category	Maturity	Strike price (CHF)	in equivalent shares	Value in millions of Swiss francs
Registered shares		Equity			6,337	17
Purchased calls	Gross shares	Equity	2024–2025	3,393.0 – 4,130.0	25,500	3
Written puts	Gross shares	Financial liability	2024–2025	3,388.0 – 4,125.0	25,500	92

During the year the movements in treasury shares are as follows:

2024	Number	Price in Swiss francs			Total in millions of Swiss francs
		High	Average	Low	
<b>Balance as at 1 January</b>	<b>6,337</b>				<b>17</b>
Purchases at cost	10,000	3,586.0	3,523.0	3,460.0	35
Sales and transfers	(8,997)	3,226.1	3,226.1	3,226.1	(28)
<b>Movement on registered shares, net</b>					<b>7</b>
<b>Balance as 31 December</b>	<b>7,340</b>				<b>24</b>

2023	Number	Price in Swiss francs			Total in millions of Swiss francs
		High	Average	Low	
<b>Balance as at 1 January</b>	<b>6,772</b>				<b>19</b>
Purchases at cost	11,000	4,070.5	2,693.7	1,907.0	30
Sales and transfers	(11,435)	2,861.6	2,757.7	2,757.6	(32)
<b>Movement on registered shares, net</b>					<b>(2)</b>
<b>Balance as 31 December</b>	<b>6,337</b>				<b>17</b>



## Governance Report

## Compensation Report

## Financial Report

### Consolidated Financial Report

Consolidated financial  
statements

Notes to the consolidated  
financial statements

Statutory Auditor's Report

### Statutory Financial Report

## Alternative performance measures

## 27. Equity

### Share capital

As at 31 December 2024 the share capital amounts to CHF 92,335,860, divided into 9,233,586 fully paid-up registered shares, with a nominal value of CHF 10.00 each. Every share gives the right to one vote.

At the Annual General Meeting of Shareholders on 23 March 2023, a new capital band was introduced in the Articles of Association. As per article 3a of the Company's Article of Association, the Board of Directors of the Company is authorised to increase (but not reduce) the share capital of the Company within a capital band ranging from CHF 92,335,860 (lower limit) to CHF 101,569,450 (upper limit), once or several times and in any amounts, by issuing up to 923,359 fully paid-in registered shares with a par value of CHF 10.00 each. The capital band therefore amounts to a maximum of 10% of the existing share capital of the Company.

The authorisation granted to the Board of Directors of the Company is valid until 23 March 2028, absent any earlier expiry of the capital range.

The advance subscription rights of shareholders may be excluded by the Board of Directors of the Company in order to finance acquisitions of companies, part(s) of companies or participations, for the acquisition of products, intellectual property or other assets, to broaden the shareholder constituency of the Company in certain financial or investor markets, to allow the participation of strategic partners, including financial investors, or in connection with the listing of shares on domestic or foreign exchanges.

At the Annual General Meeting of Shareholders on 23 March 2023, the existing conditional share capital of the Company provided in article 3b of the Articles of Association was repealed and replaced by a conditional capital based on the capital range. Pursuant to the amended article 3b of the Company's Articles of Association, the Company's share capital can be increased based on the capital range by issuing up to 923,359 fully paid-in shares (CHF 9,233,590) through the voluntary or mandatory exercise of exchange, option or conversion rights granted, among others, in connection with the issuance by the Company or another Group company of bonds, options, warrants or other financial instruments (the Financial Instruments).

The advance subscription rights of the shareholders are excluded for the issuance of shares based on Financial Instruments. The Board of Directors is authorised to exclude the

shareholders' advance subscription right to subscribe to Financial Instruments for an important reason such as provided under the capital band, or if the Financial Instruments are issued on adequate terms. In that case, Financial Instruments must be offered to the public taking into account the shares' market price and during a limited period of time.

The acquisition of shares through the exercise of option or conversion rights and the transfer of such shares are subject to restrictions as described in article 5 of the Articles of Association.

At the Annual General Meeting of Shareholders held on 21 March 2024 the distribution of an ordinary dividend of CHF 68.00 per share (2023: CHF 67.00 per share) was approved. The dividend payment has been paid out of available retained earnings.

## 28. Commitments

The Group has capital commitments for the purchase or construction of property, plant and equipment totalling CHF 18 million (2023: CHF 8 million).

## 29. Contingent Liabilities

From time to time and in varying degrees, Group operations and earnings continue to be affected by political, legislative, fiscal and regulatory developments, including those relating to environmental protection, in the countries in which it operates. The activities in which the Group is engaged are also subject to physical risks of various kinds. The nature and frequency of these developments and events, not all of which are covered by insurance, as well as their effect on the future operations and earnings are not predictable.

Givaudan Group companies are involved in various legal and regulatory proceedings of a nature considered typical of its business, including contractual disputes and employment litigation.

Givaudan Flavors Corporation has been named as a defendant in numerous lawsuits and Ungerer & Company is named in one lawsuit that were brought against them and other flavour and raw chemical supply companies. The plaintiffs allege that they sustained pulmonary injuries due to flavours that contain diacetyl, 2,3 pentanedione and other flavouring chemicals. To date, many of the cases filed against the Group's affiliates have



## Governance Report

## Compensation Report

## Financial Report

### Consolidated Financial Report

Consolidated financial  
statements

[Notes to the consolidated  
financial statements](#)

Statutory Auditor's Report  
Statutory Financial Report

## Alternative performance measures

been settled or dismissed; however, numerous new cases have been filed. As with any litigation, the outcomes are uncertain. The Group has already recovered a portion of the prior defence and settlement costs from its insurance policies, and will continue to recover a portion of such future costs.

Givaudan is part of an industry-wide investigation by European, US and Swiss competition authorities in relation to certain activities within the Fragrance industry. Givaudan is fully cooperating with the authorities in this respect and as the investigation has not reached any conclusion, Givaudan is not in a position to estimate any financial impact arising therefrom.

In November 2024 an explosion occurred at the Givaudan Sense Colour facility in Louisville, United States causing significant direct and indirect property damage and resulting in two fatalities and other injuries to Givaudan employees. A comprehensive investigation into the explosion is ongoing and Givaudan is fully cooperating with all of the supporting agencies to determine the cause of the incident. As at 31 December 2024, the Group has recognised Property, Plant & Equipment impairments as well as inventory write offs for the total amount of CHF 9 million (see note 12). However, as the investigation has not yet reached any conclusion, Givaudan is not in a position to estimate the full financial impact arising therefrom.

## 30. Related Parties

Transactions between Givaudan SA and its subsidiaries, which are related parties of Givaudan SA, have been eliminated on consolidation and are not disclosed in this note.

### Compensation of key management personnel

The compensation of the Board of Directors and the Executive Committee during the year was as follows:

in millions of Swiss francs	2024	2023
Salaries and other short-term benefits	16	13
Post-employment benefits	2	2
Share-based payments	13	5
<b>Total compensation</b>	<b>31</b>	<b>20</b>

No other related party transactions have taken place during 2024 (2023: nil) between the Group and the key management personnel.

## Reconciliation table to the Swiss code of obligations

	IFRS		Adjustments <sup>a</sup>		Swiss CO (Art. 663b <sup>bis</sup> )	
in millions of Swiss francs	2024	2023	2024	2023	2024	2023
Salaries and other short-term benefits	16	13	(8)	(5)	8	8
Post-employment benefits	2	2			2	2
Share-based payments	13	5	(3)	5	10	10
<b>Total compensation</b>	<b>31</b>	<b>20</b>	<b>(11)</b>	<b>-</b>	<b>20</b>	<b>20</b>

a) IFRS information is adjusted mainly to the recognition of the share-based payments, IFRS 2 versus economic value at grant date. IFRS information also includes security costs.

There are no other significant related party transactions including in the jointly controlled entities.

## 31. Board of Directors and Executive Committee Compensation

### Compensation of members of the Board of Directors

Compensation of Board members consists of Director fees, Committee fees and Restricted Share Units (RSUs). Fees are paid at the end of each year in office completed. RSUs give participants the right to receive Givaudan shares (or a cash equivalent in countries where securities laws prevent the offering of Givaudan securities) at the end of a three-year blocking period.

The Chairman of the Board does not receive any additional Board Membership fees. Similarly, a Committee Chairman does not receive any additional Committee Membership fees. Each Board member receives an additional amount of CHF 10,000 to cover out-of-pocket expenses. This amount is paid for the coming year in office. The RSUs are also granted for the same period.



## Governance Report

## Compensation Report

## Financial Report

Consolidated  
Financial ReportConsolidated financial  
statementsNotes to the consolidated  
financial statements

## Statutory Auditor's Report

## Statutory Financial Report

Alternative performance  
measures

The compensation paid to the Board members for the reporting period is shown in the table below:

in Swiss francs		Director fees <sup>3</sup>	Committee fees <sup>3</sup>	Total fixed (cash)	Number of RSUs granted <sup>4</sup>	Value at grant <sup>5</sup>	Total compensation
<b>Calvin Grieder Chairman<sup>1</sup></b>	<b>2024</b>	<b>400,000</b>	<b>65,000</b>	<b>465,000</b>	<b>152</b>	<b>579,242</b>	<b>1,044,242</b>
	2023	400,000	65,000	465,000	210	581,343	1,046,343
<b>Victor Balli<sup>1</sup></b>	<b>2024</b>	<b>100,000</b>	<b>80,000</b>	<b>180,000</b>	<b>38</b>	<b>144,810</b>	<b>324,810</b>
	2023	100,000	80,000	180,000	52	143,952	323,952
<b>Prof. Dr-Ing. Werner Bauer<sup>1,7</sup></b>	<b>2024</b>						
	2023	25,000	16,250	41,250	10	36,176	77,426
<b>Lilian Biner<sup>1,7</sup></b>	<b>2024</b>						
	2023	25,000	6,250	31,250	10	36,176	67,426
<b>Michael Carlos<sup>1,7</sup></b>	<b>2024</b>						
	2023	25,000	16,250	41,250	10	36,176	77,426
<b>Ingrid Deltene<sup>1</sup></b>	<b>2024</b>	<b>100,000</b>	<b>65,000</b>	<b>165,000</b>	<b>38</b>	<b>144,810</b>	<b>309,810</b>
	2023	100,000	61,250	161,250	52	143,952	305,202
<b>Olivier Filliol<sup>1</sup></b>	<b>2024</b>	<b>100,000</b>	<b>50,000</b>	<b>150,000</b>	<b>38</b>	<b>144,810</b>	<b>294,810</b>
	2023	100,000	50,000	150,000	52	143,952	293,952
<b>Sophie Gasperment<sup>1</sup></b>	<b>2024</b>	<b>100,000</b>	<b>50,000</b>	<b>150,000</b>	<b>38</b>	<b>144,810</b>	<b>294,810</b>
	2023	100,000	50,000	150,000	52	143,952	293,952
<b>Tom Knutzen<sup>1</sup></b>	<b>2024</b>	<b>100,000</b>	<b>65,000</b>	<b>165,000</b>	<b>38</b>	<b>144,810</b>	<b>309,810</b>
	2023	100,000	55,000	155,000	52	143,952	298,952
<b>Roberto Guidetti<sup>1,6</sup></b>	<b>2024</b>	<b>100,000</b>	<b>25,000</b>	<b>125,000</b>	<b>38</b>	<b>144,810</b>	<b>269,810</b>
	2023	75,000	18,750	93,750	39	107,964	201,714
<b>Total compensation<sup>2</sup></b>	<b>2024</b>						<b>2,848,102</b>
	2023						2,986,345

1. The function of each member of the Board of Directors is indicated on pages 12–13 in the 2023 Governance report and on pages 12–13 in the 2024 Governance Report.

2. Represents total compensation of the Board of Directors paid in respect of the reporting year, reported in accordance with the accrual principle.

3. Represents Director and Committee fees paid in respect of the reporting year, reported in accordance with the accrual principle.

4. 2024 RSUs blocking period ends on 15 April 2027; 2023 RSUs ends on 15 April 2026.

5. Economic value at grant according to IFRS methodology with no discount applied for the blocking period.

6. 2023 figures represent compensation from April to December.

7. Werner Bauer, Michael Carlos and Lilian Biner retired at the AGM in March 2023.

Estimated social security charges based on 2024 compensation amounted to CHF 200,409 (2023: CHF 212,414).

**Other compensation, fees and loans to members or former members of the Board**

No additional compensation or fees were paid to any member of the Board. No Board member or related parties had any loan outstanding as of 31 December 2024.

**Special compensation of members of the Board who left the company during the reporting period**

No such compensation was incurred during the reporting period.

**Compensation of members of the Executive Committee**

The compensation of the Executive Committee during the year was as follows:

in Swiss francs		Base Salary	Pension benefits <sup>e</sup>	Other benefits <sup>f</sup>	Total fixed compensation	Annual Incentive <sup>g</sup>	Number of performance shares granted <sup>h</sup>	Value at grant <sup>i</sup>	Total variable compensation	Total compensation	Employer social security <sup>j</sup>
<b>Gilles Andrier, CEO</b>	<b>2024</b>	<b>1,257,261</b>	<b>582,373</b>	<b>204,836</b>	<b>2,044,470</b>	<b>2,265,274</b>	<b>656</b>	<b>2,499,885</b>	<b>4,765,159</b>	<b>6,809,629</b>	<b>523,430</b>
	2023	1,238,211	579,028	144,549	1,961,788	1,490,425	903	2,499,775	3,990,200	5,951,988	464,405
<b>EC Members, excluding CEO</b>	<b>2024<sup>a</sup></b>	<b>3,667,810</b>	<b>1,162,437</b>	<b>386,788</b>	<b>5,217,035</b>	<b>4,771,254</b>	<b>1,576</b>	<b>6,005,821</b>	<b>10,777,075</b>	<b>15,994,110</b>	<b>1,162,790</b>
	2023 <sup>b</sup>	3,338,171	1,175,656	370,598	4,884,425	2,871,159	2,132	5,902,016	8,773,175	13,657,600	1,060,556
<b>Total: EC Members, including CEO</b>	<b>2024<sup>c</sup></b>	<b>4,925,071</b>	<b>1,744,810</b>	<b>591,624</b>	<b>7,261,505</b>	<b>7,036,528</b>	<b>2,232</b>	<b>8,505,706</b>	<b>15,542,234</b>	<b>22,803,739</b>	<b>1,686,220</b>
	2023 <sup>d</sup>	4,576,382	1,754,684	515,147	6,846,213	4,361,584	3,035	8,401,791	12,763,375	19,609,588	1,524,961

a. Represents (a) full year compensation of five Executive Committee members, (b) partial year compensation of the new Chief Financial Officer, Stewart Harris and (c) full year compensation of the outgoing Chief Financial Officer, Tom Hallam, who stepped down from his role on 1 August 2024 and will retire on 31 January 2025.

b. Represents full year compensation of six Executive Committee members.

c. Represents (a) full year compensation of six Executive Committee members, (b) partial year compensation of the new Chief Financial Officer, Stewart Harris and (c) full year compensation of the outgoing Chief Financial Officer, Tom Hallam, who stepped down from his role on 1 August 2024 and will retire on 31 January 2025.

d. Represents full year compensation of seven Executive Committee members.

e. Company contributions to broad-based pension and retirement savings plans and annualised expenses accrued for supplementary executive retirement benefit.

f. Represents annual value of health and welfare plans, international assignment benefits and other benefits in kind.

g. Annual incentive accrued in the reporting period based on performance in the reporting period.

h. 2024 Performance shares vest on 15 April 2027, 2023 Performance Shares vest on 15 April 2026.

i. Value at grant calculated according to IFRS methodology and based on 100% achievement of performance targets.

j. 2024 estimated social security charges based on 2024 compensation; 2023 estimated social security charges based on 2023 compensation.



## Governance Report

## Compensation Report

## Financial Report

Consolidated  
Financial ReportConsolidated financial  
statementsNotes to the consolidated  
financial statements

Statutory Auditor's Report

Statutory Financial Report

Alternative performance  
measures**Other compensation, fees and loans to members or former members of the Executive Committee**

No other compensation or fees were accrued for or paid to any member or former member of the Executive Committee during the reporting period. No member or former member of the Executive Committee or related parties had any loan outstanding as of 31 December 2024.

**Special compensation of Executive Committee members who left the company during the reporting period**

Members of the Executive Committee that stepped down during 2024 did not receive any special compensation as a result of their departure from the Company.

**Ownership of shares and unvested share rights**

Details on the Givaudan share based payment plans are described in Note 9.

As per 31 December 2024, the Chairman and other Board members including persons closely connected to them held 3,519 Givaudan shares in total. For further details, please refer to the following table showing:

- The shares held individually by each Board member as per 31 December 2024
- The RSUs that were granted in 2022–2024 and were still owned by members of the Board as per 31 December 2024.

2024 in numbers	Shares	Blocked RSUs
Calvin Grieder, Chairman	1,326	522
Victor Balli	205	130
Ingrid Deltenre	522	130
Olivier Filliol	1,294	130
Sophie Gasperment	72	130
Roberto Guidetti		90
Tom Knutzen	100	130
<b>Total 2024</b>	<b>3,519</b>	<b>1,262</b>
Total 2023	3,632	1,219

The company is not aware of any other ownership of shares, share options/option rights, RSUs or performance shares as per 31 December 2024 by persons closely connected to members of the Board.

As per 31 December 2024, the Chief Executive Officer and other members of the Executive Committee, including persons closely connected to them, held 8,400 Givaudan shares in total.

For further details, please refer to the below table showing:

- The shares held individually by each member of the Executive Committee as per 31 December 2024
- The unvested performance shares that were granted in 2022–2024 and were still owned by members of the Executive Committee as per 31 December 2024.

2024 in numbers	Shares	Unvested Performance Shares
Gilles Andrier, CEO	5,380	2,250
Tom Hallam	793	1,035
Louie D'Amico	500	1,126
Maurizio Volpi	390	1,126
Simon Halle-Smith	244	675
Willem Mutsaerts	373	675
Stewart Harris	94	448
Anne Tayac	626	675
<b>Total 2024</b>	<b>8,400</b>	<b>8,010</b>
Total 2023	10,843	7,773

No member of the Executive Committee held any share options or option rights as at 31 December 2024 (2023: none).

One person closely connected to a member of the Executive Committee owned 146 unvested Performance Shares as at 31 December 2024.

The company is not aware of any other ownership of shares, share options/option rights, RSUs or performance shares as per 31 December 2024 by persons closely connected to members of the Executive Committee.



## 32. List of Principal Group Companies

The following are the principal companies fully owned by the Group. Share capital is shown in thousands of currency units:

<b>Switzerland</b>	Givaudan SA	CHF	92,336	<b>France</b>	Givaudan France SAS	EUR	5,103
	Givaudan Suisse SA	CHF	4,000		Expressions Parfumées SAS	EUR	3,548
	Givaudan Finance SA	CHF	100,000		Givaudan France Naturals SAS	EUR	14,551
	Givaudan International SA	CHF	100		Albert Vieille SAS	EUR	908
	Givaudan Treasury International SA	CHF	1,000		Alderys SAS	EUR	13
	Naturex AG	CHF	15,300		<b>Germany</b>	Givaudan Deutschland GmbH	EUR
Agthemis RE AG	CHF	3,300	drom Perfume Trade GmbH	EUR		51	
	Fondation Givaudan	–	–	<b>Hungary</b>	Givaudan Hungary Kft	EUR	15
<b>Argentina</b>	Givaudan Argentina SA	ARS	1,030,000		Givaudan Business Solutions Kft	EUR	12
	Givaudan Argentina Servicios SA	ARS	8,000	<b>India</b>	Givaudan (India) Private Ltd	INR	199,700
<b>Australia</b>	Givaudan Australia Pty Ltd	AUD	95,726		Naturex India Private Ltd	INR	64,416
	Naturex Australia Pty Ltd	AUD	0.003		Valentine Foods Private Ltd	INR	100
	Ungerer Australia Pty Ltd	AUD	1,311	<b>Indonesia</b>	P.T. Givaudan Indonesia	IDR	2,608,000
<b>Austria</b>	Givaudan Austria GmbH	EUR	40		P.T. drom Fragrances Indonesia	IDR	3,462,600
	<b>Belgium</b>	Givaudan Belgium SRL	EUR		1,000	P.T. Fragrance Oils Indonesia	USD
<b>Brazil</b>	Givaudan do Brasil Ltda	BRL	345,381	<b>Ireland</b>	D.D. Williamson (Ireland) Ltd	EUR	117
	Naturex Ingredientes Naturais Ltda	BRL	10,494		<b>Italy</b>	Givaudan Italia SpA a Socio Unico	EUR
	D.D. Williamson do Brasil Ltda	BRL	16,209	Expressions Parfumées SRLA		EUR	10
<b>Canada</b>	Givaudan Canada Co	CAD	12,901	Naturex SpA		EUR	1,200
	<b>Chile</b>	Chile Botanics SpA	CLP	2,824,227	B. Kolormakeup & Skincare S.p.a SB. Benefit Corporation	EUR	1,000
<b>China</b>		Givaudan Fragrances (Shanghai) Ltd	USD	7,750	<b>Ivory Coast</b>	Naturex Ivory Coast Abidjan Purchasing	XOF
	Givaudan Flavors (Shanghai) Ltd	USD	10,783	<b>Japan</b>		Givaudan Japan K.K.	JPY
	Givaudan Hong Kong Ltd	HKD	7,374		<b>Korea</b>	Givaudan Korea Ltd	KRW
	Givaudan Flavors (Nantong) Ltd	USD	39,000	<b>Malaysia</b>		Givaudan Business Solutions Asia Pacific Sdn.Bhd	MYR
	Givaudan Flavors (Guangzhou) Co Ltd	CNY	14,058		Givaudan Flavours & Fragrances Malaysia Sdn.Bhd	MYR	3,981
	D.D. Williamson Ingredients (Shanghai) Ltd	CNY	11,637		Fragrance Oils (Malaysia) Sdn.Bhd	MYR	–
<b>Colombia</b>	Givaudan Colombia SA	COP	6,965,925	DDW Colours Sdn.Bhd	USD	3,051	
	<b>Egypt</b>	Givaudan Egypt SAE	USD	56,860	<b>Morocco</b>	Naturex Morocco Casablanca	MAD
Givaudan Egypt Fragrances LLC		EGP	50	Givaudan Morocco SAS		MAD	100



## Governance Report

## Compensation Report

## Financial Report

### Consolidated Financial Report

Consolidated financial  
statements

Notes to the consolidated  
financial statements

Statutory Auditor's Report

### Statutory Financial Report

## Alternative performance measures

<b>Mexico</b>	Givaudan de Mexico SA de CV	MXN	53,706
	Naturex Ingredientes Naturales SA de CV	MXN	62,768
	Oxiquimica S.A.P.I de CV	MXN	550
	Ungerer Mexico S. de R.L. de CV	MXN	94,617
<b>Netherlands</b>	Givaudan Nederland B.V.	EUR	402
	Vika B.V.	EUR	20
	Givaudan Finance Europe BV	EUR	5,000
	N&H International Holding 2 B.V.	EUR	0.1
<b>New Zealand</b>	Givaudan NZ Ltd	NZD	71
<b>Nigeria</b>	Givaudan (Nigeria) Ltd	NGN	10,000
	Fragrance Oils (West Africa) Ltd	NGN	15,000
<b>Peru</b>	Givaudan Peru SAC	PEN	1,303
<b>Poland</b>	Givaudan Polska Sp. Z.o.o.	PLN	50
<b>Russia</b>	Givaudan Rus LLC	RUB	9,000
	Naturex LLC	RUB	1,500
<b>Singapore</b>	Givaudan Singapore Pte Ltd	SGD	24,000
	Fragrance Oils (Far East) Pte Ltd	GBP	5
<b>South Africa</b>	Givaudan South Africa (Pty) Ltd	ZAR	360,002
<b>Spain</b>	Givaudan Iberica, SA	EUR	8,020
	Givaudan House of Naturals Andalucia S.L.U	EUR	1,320
<b>Swaziland</b>	D.D. Williamson (Pty) Ltd	ZAR	–
<b>Sweden</b>	Givaudan North Europe AB	SEK	120
	Swedish Oat Fiber AB	SEK	1,000
<b>Thailand</b>	Givaudan (Thailand) Ltd	THB	100,000
<b>Turkey</b>	Givaudan Aroma Ve Esans Sanayi Ve Ticaret Limited Sirketi	TRY	34
<b>United Kingdom</b>	Givaudan UK Ltd	GBP	70
	Givaudan Holdings UK Ltd	GBP	–
	Fragrance Oils Limited	GBP	80
	Fragrance Oils (International) Limited	GBP	16
	Ungerer Limited	GBP	5
	N&H Holding UK Ltd	GBP	21,316
	D.D. Williamson (U.K.) Ltd	GBP	2,106
	DDW Colours UK Ltd	GBP	21,316

<b>United Arab Emirates</b>	Givaudan Middle East & Africa FZE	AED	1,000
	Expression Parfumées LLC	AED	300
<b>United States of America</b>	Givaudan United States, Inc.	USD	0.05
	Givaudan Flavors Corporation	USD	0.1
	Givaudan Fragrances Corporation	USD	0.1
	Givaudan Flavors and Fragrances, Inc.	USD	0.1
	Vegetable Juices, Inc.	USD	–
	Ungerer Industries, Inc	USD	1,807
	Ungerer and Company, Inc	USD	650
	DDW, Inc.	USD	45,008
	The Williamson Group, Inc.	USD	1,841
	D.D. Williamson & Co., Inc.	USD	2,540
<b>Venezuela</b>	D.D. Williamson & Colors, LLC.	USD	416
	Custom Essence	USD	2,062
	Expressions Parfumées Inc.	USD	5
<b>Vietnam</b>	Givaudan Venezuela SA	VES	4.5
	Givaudan Vietnam Company Limited	USD	3,279





### 33. Disclosure of the Process of Risk Assessment

Risk management in Givaudan is an integral part of the business. It is a structured and continuous process of identifying, assessing and deciding on responses to risks. The reporting of the opportunities and threats that these risks create and how they might hinder the business in achieving its objectives is also part of managing risks.

Risk management is the responsibility of the Board of Directors, which delegates to the Executive Committee the management of the overall company risk management process. The Group actively promotes the continuous monitoring and management of risks at the operational management level.

The Givaudan Enterprise Risk Management Charter describes the principles, framework and process of the Givaudan Enterprise Risk Management, which ensure that material risks are identified, managed and reported. It defines the associated roles and responsibilities which are reflected in the delegated authorities. Enterprise Risk Management encompasses both the Fragrance & Beauty and Taste & Wellbeing businesses, as well as Givaudan Group functions. It includes all types of risks in terms of their nature, their source or their consequences.

The process aims to be comprehensive, organised and documented in order to improve compliance with corporate governance regulations, guidelines and good practices; better understand the risk profile of the business; and provide additional risk-based management information for decision making.

The objectives of the Risk Management process are to continuously ensure and improve compliance with good corporate governance guidelines and practices as well as laws and regulations, where applicable; facilitate disclosure to key stakeholders of potential risks and the company's philosophy for dealing with them. At the same time, the process creates the awareness of all key executives of the magnitude of risks; provides risk-based management information for effective decision-making; and safeguard the values of the company and its assets, and protect the interests of shareholders.

Givaudan's management, at all levels, is accountable for ensuring the appropriateness, timeliness and adequacy of the risk analysis. Mitigation decisions are taken at individual and combined levels. This management is also responsible for implementing, tracking and reporting the risk mitigation directives of the Executive Committee, including periodic reporting to the Board. The assessment is performed in collaboration between the Executive Committee, divisional and functional management teams and the Corporate Compliance Officer.

The Board of Directors' Audit Committee also promotes the effective communication between the Board, Givaudan's Executive Committee, other senior corporate functions and Corporate Internal Audit in order to foster openness and accountability.

Givaudan has carried out its annual review of internal controls over accounting and financial reporting. A risk assessment is performed throughout the Internal Control System for those identified risks which may arise from the accounting and financial reporting. Then, relevant financial reporting controls are defined for each risk.




---

 Governance Report
 

---

 Compensation Report
 

---

Financial Report

 Consolidated  
Financial Report

 Consolidated financial  
statements

 Notes to the consolidated  
financial statements

Statutory Auditor's Report

 Statutory Financial Report
 

---

 Alternative performance  
measures

# Statutory Auditor's Report

To the General Meeting of Givaudan SA, Vernier  
Report on the Audit of the Consolidated Financial Statements

## Opinion

We have audited the consolidated financial statements of Givaudan SA and its subsidiaries (the Group), which comprise the consolidated income statement as at 31 December 2024, the consolidated statement of comprehensive income, the consolidated statement of financial position, the consolidated statement of changes in equity and the consolidated statement of cash flows for the year then ended, and notes to the consolidated financial statements, including material accounting policy information.

In our opinion, the consolidated financial statements (pages 52 to 104) give a true and fair view of the consolidated financial position of the Group as at 31 December 2024, and of its consolidated financial performance and its consolidated cash flows for the year then ended in accordance with IFRS Accounting Standards and comply with Swiss law.

## Basis for Opinion

We conducted our audit in accordance with Swiss law, International Standards on Auditing (ISA) and Swiss Standards on Auditing (SA-CH). Our responsibilities under those provisions and standards are further described in the "Auditor's Responsibilities for the Audit of the Consolidated Financial Statements" section of our report. We are independent of the Group in accordance with the provisions of Swiss law, together with the requirements of the Swiss audit profession, as well as those of the International Ethics Standards Board for Accountants' International Code of Ethics for Professional Accountants (including International Independence Standards) (IESBA Code), and we have fulfilled our other ethical responsibilities in accordance with these requirements.

We believe that the audit evidence we have obtained is sufficient and appropriate to provide a basis for our opinion.

## Key Audit Matters

Key audit matters are those matters that, in our professional judgment, were of most significance in our audit of the financial statements of the current period. We have determined that there are no key audit matters to communicate in our report.

## Other Information

The Board of Directors is responsible for the other information. The other information comprises the information included in the annual report, but does not include the consolidated financial statements, the standalone financial statements of the company, the compensation report and our auditor's reports thereon.

KPMG SA  
Esplanade de Pont-Rouge 6  
1201 Geneva  
Switzerland



## Governance Report

## Compensation Report

## Financial Report

### Consolidated Financial Report

Consolidated financial  
statements

Notes to the consolidated  
financial statements

Statutory Auditor's Report

### Statutory Financial Report

## Alternative performance measures

Our opinion on the consolidated financial statements does not cover the other information and we do not express any form of assurance conclusion thereon.

In connection with our audit of the consolidated financial statements, our responsibility is to read the other information and, in doing so, consider whether the other information is materially inconsistent with the consolidated financial statements or our knowledge obtained in the audit or otherwise appears to be materially misstated.

If, based on the work we have performed, we conclude that there is a material misstatement of this other information, we are required to report that fact. We have nothing to report in this regard.

### Board of Directors' Responsibilities for Consolidated Financial Statements

The Board of Directors is responsible for the preparation of the consolidated financial statements which give a true and fair view in accordance with IFRS and the provisions of Swiss law, and for such internal control as the Board of Directors determines is necessary to enable the preparation of consolidated financial statements that are free from material misstatement, whether due to fraud or error.

In preparing the consolidated financial statements, the Board of Directors is responsible for assessing the Group's ability to continue as a going concern, disclosing, as applicable, matters related to going concern and using the going concern basis of accounting unless the Board of Directors either intends to liquidate the Group or to cease operations, or has no realistic alternative but to do so.

### Auditor's Responsibilities for the Audit of the Consolidated Financial Statements

Our objectives are to obtain reasonable assurance about whether the consolidated financial statements as a whole are free from material misstatement, whether due to fraud or error, and to issue an auditor's report that includes our opinion. Reasonable assurance is a high level of assurance, but is not a guarantee that an audit conducted in accordance with Swiss law, ISA and SA-CH will always detect a material misstatement when it exists. Misstatements can arise from fraud or error and are considered material if, individually or in the aggregate, they could reasonably be expected to influence the economic decisions of users taken on the basis of these consolidated financial statements.

As part of an audit in accordance with Swiss law, ISA and SA-CH, we exercise professional judgment and maintain professional scepticism throughout the audit. We also:

- Identify and assess the risks of material misstatement of the consolidated financial statements, whether due to fraud or error, design and perform audit procedures responsive to those risks, and obtain audit evidence that is sufficient and appropriate to provide a basis for our opinion. The risk of not detecting a material misstatement resulting from fraud is higher than for one resulting from error, as fraud may involve collusion, forgery, intentional omissions, misrepresentations, or the override of internal control.
- Obtain an understanding of internal control relevant to the audit in order to design audit procedures that are appropriate in the circumstances, but not for the purpose of expressing an opinion on the effectiveness of the Group's internal control.




---

**Governance Report**


---

**Compensation Report**


---

**Financial Report**
**Consolidated  
Financial Report**

 Consolidated financial  
statements

 Notes to the consolidated  
financial statements

Statutory Auditor's Report

**Statutory Financial Report**


---

**Alternative performance  
measures**

- Evaluate the appropriateness of accounting policies used and the reasonableness of accounting estimates and related disclosures made.
- Conclude on the appropriateness of the Board of Directors' use of the going concern basis of accounting and, based on the audit evidence obtained, whether a material uncertainty exists related to events or conditions that may cast significant doubt on the Group's ability to continue as a going concern. If we conclude that a material uncertainty exists, we are required to draw attention in our auditor's report to the related disclosures in the consolidated financial statements or, if such disclosures are inadequate, to modify our opinion. Our conclusions are based on the audit evidence obtained up to the date of our auditor's report. However, future events or conditions may cause the Group to cease to continue as a going concern.
- Evaluate the overall presentation, structure and content of the consolidated financial statements, including the disclosures, and whether the consolidated financial statements represent the underlying transactions and events in a manner that achieves fair presentation.
- Plan and perform the group audit to obtain sufficient appropriate audit evidence regarding the financial information of the entities or business units within the Group as a basis for forming an opinion on the consolidated financial statements. We are responsible for the direction, supervision and review of the audit work performed for purposes of the group audit. We remain solely responsible for our audit opinion.

We communicate with the Board of Directors or its relevant committee regarding, among other matters, the planned scope and timing of the audit and significant audit findings, including any significant deficiencies in internal control that we identify during our audit.

We also provide the Board of Directors or its relevant committee with a statement that we have complied with relevant ethical requirements regarding independence, and communicate with them all relationships and other matters that may reasonably be thought to bear on our independence, and where applicable, actions taken to eliminate threats or safeguards applied.

From the matters communicated to the Board of Directors or its relevant committee, we determine those matters that were of most significance in the audit of the consolidated financial statements of the current period and are therefore the key audit matters. We describe these matters in our auditor's report, unless law or regulation precludes public disclosure about the matter or when, in extremely rare circumstances, we determine that a matter should not be communicated in our report because the adverse consequences of doing so would reasonably be expected to outweigh the public interest benefits of such communication.

**Governance Report****Compensation Report****Financial Report**Consolidated  
Financial ReportConsolidated financial  
statementsNotes to the consolidated  
financial statements

Statutory Auditor's Report

## Statutory Financial Report

**Alternative performance  
measures****Report on Other Legal and Regulatory Requirements**

In accordance with Art. 728a para. 1 item 3 CO and PS-CH 890, we confirm that an internal control system exists, which has been designed for the preparation of the consolidated financial statements according to the instructions of the Board of Directors.

We recommend that the consolidated financial statements submitted to you be approved.

KPMG SA

Hélène Béguin  
Licensed Audit Expert  
Auditor in Charge

Cécile Ginier  
Licensed Audit Expert

Geneva, 23 January 2025



Governance Report

Compensation Report

Financial Report

Consolidated  
Financial Report

**Statutory Financial Report**

Statutory financial statements  
of Givaudan SA (Group  
Holding Company)

Notes to the statutory  
financial statements

Proposed appropriation  
of available earnings of  
Givaudan SA

Statutory Auditor's Report

Alternative performance  
measures

# Statutory Financial Report

## Statutory Financial Report

Statutory financial statements of Givaudan SA (Group Holding Company)	110
Income Statement	110
Statement of Financial Position	110

## Notes to the statutory financial statements

1. General Information	111
2. Summary of Accounting Principles Adopted	111
3. Subsidiaries	111
4. Investments in Joint Ventures	112
5. Debt	113
6. Guarantees	113
7. Indirect Taxes	113
8. Equity	113
9. Treasury Shares	115

## Proposed appropriation of available earnings of Givaudan SA

Proposal of the Board of Directors to the General Meeting of Shareholders	116
--	-----

## Statutory Auditor's Report

Statutory Auditor's Report on the Financial Statements	117
---	-----



# Statutory financial statements of Givaudan SA (Group Holding Company)

## INCOME STATEMENT

For the year ended 31 December

in millions of Swiss francs	Note	2024	2023
Income from investments in Group companies		300	140
Royalties from Group companies		1,399	1,050
Other operating income		1	–
Share of results of joint ventures, associates and other investments	4	6	4
<b>Total Operating income</b>		<b>1,706</b>	<b>1,194</b>
Research and development expenses to Group companies		(394)	(355)
Personnel expenses		(3)	(2)
Other operating expenses		(61)	(58)
Depreciation of property, plant and equipment		–	–
Amortisation and impairment of intangible assets		(80)	(82)
<b>Total Operating expenses</b>		<b>(538)</b>	<b>(497)</b>
<b>Operating income</b>		<b>1,168</b>	<b>697</b>
Financial expenses		(380)	(400)
Financial income		227	171
Non-operating expenses		(138)	(103)
Extraordinary, non-recurring expenses		(1)	–
<b>Income before taxes</b>		<b>876</b>	<b>365</b>
Income taxes		(51)	(4)
<b>Net income for the year</b>		<b>825</b>	<b>361</b>

## STATEMENT OF FINANCIAL POSITION

in millions of Swiss francs	Note	31 December 2024	31 December 2023
Cash and cash equivalents		1	10
Marketable securities		7	170
Accounts receivable from Group companies		268	226
Other current assets		16	14
Accrued income and prepaid expenses		3	3
<b>Current assets</b>		<b>295</b>	<b>423</b>
Loans to Group companies		400	400
Other long-term assets		78	110
Investments in Group companies	3	5,928	5,839
Interests in joint ventures and investments in associates	4	34	26
Other financial assets		18	17
Property, plant and equipment		1	1
Intangible assets		505	525
<b>Non-current assets</b>		<b>6,964</b>	<b>6,918</b>
<b>Total assets</b>		<b>7,259</b>	<b>7,341</b>
Short-term debt	5	1,388	1,002
Accounts payable to Group companies		286	295
Other current liabilities		92	93
Deferred income and accrued expenses		257	303
<b>Current liabilities</b>		<b>2,023</b>	<b>1,693</b>
Long-term debt	5	1,949	2,606
Loans from Group companies		1,408	1,395
Other non-current liabilities		59	19
<b>Non-current liabilities</b>		<b>3,416</b>	<b>4,020</b>
<b>Total liabilities</b>		<b>5,439</b>	<b>5,713</b>
Share capital	8	92	92
Legal capital reserves from capital contributions	8	3	3
Legal retained earnings	8	18	18
Voluntary retained earnings	8	842	1,142
Treasury shares	8, 9	(24)	(18)
<b>Available earnings</b>			
- Balance brought forward from previous year		64	30
- Net income for the year		825	361
<b>Equity</b>		<b>1,820</b>	<b>1,628</b>
<b>Total liabilities and equity</b>		<b>7,259</b>	<b>7,341</b>

# Notes to the statutory financial statements



## 1. General Information

### 1.1 Structure and Description of the Activity

Givaudan SA is a limited liability company incorporated and domiciled in Switzerland. The company is based in Vernier, near Geneva, Switzerland. Givaudan SA invests in companies of the Givaudan Group, who is a leading supplier of creative fragrance, beauty, taste and wellbeing products to the consumer goods industry. In addition, Givaudan SA invests in research and development and supplies services for the use of these products. Givaudan SA develops, registers and makes use of all trademarks, patents, licenses, manufacturing processes and formulas.

### 1.2 Employees

The average number of employees during the year was less than ten (2023: less than ten).

## 2. Summary of Accounting Principles Adopted

The financial statements at 31 December 2024 are prepared in accordance with Swiss law.

The company is classified as a large entity as it meets the criteria to present group accounts under the definition of art. 961d al. 1 of the Swiss Code of Obligations. As Givaudan prepares and reports comprehensive consolidated financial statements under International Financial Reporting Standards (IFRS) including a cash flow statement, accompanying notes and a management report, Givaudan SA is exempt from preparing this information.

### Valuation Methods and Translation of Foreign Currencies

Investments in, and loans to, Group companies are stated at cost less appropriate write-downs. Marketable securities are shown at the lower of cost and market value. Derivatives are recorded at fair value.

The currency in which Givaudan SA operates is Swiss francs (CHF) and the accounts are presented in Swiss francs. In the statement of financial position, foreign currency assets and liabilities are remeasured at year-end exchange rates with the exception of investments in Group companies which are valued at historical exchange rates. In the income statement, expenses and income in foreign currencies are converted in Swiss francs using the daily exchange rate of the transaction date. Foreign currency gains and losses are recognised in the income statement as they occur with the exception of unrealised gains which are deferred.

## 3. Subsidiaries

List of the direct subsidiaries of the Company, which are wholly-owned unless otherwise indicated (percentage of voting rights):

<b>Switzerland</b>	Givaudan Suisse SA
	Givaudan Finance SA
	Givaudan International SA
	Kemphthal Immobilien Nord AG
	Givaudan Treasury International SA
<b>Argentina</b>	Givaudan Argentina SA
	Givaudan Argentina Servicios SA
<b>Australia</b>	Givaudan Australia Pty Ltd
	Givaudan Austria GmbH
<b>Austria</b>	Givaudan do Brasil Ltda
	D.D. Williamson do Brasil Ltda
<b>Brazil</b>	Naturex Ingredientes Naturais Ltda
	Givaudan Canada Co
<b>Canada</b>	Colortech LP
<b>Cayman Islands</b>	Chile Botanics SpA
<b>Chile</b>	Givaudan Fragrances (Shanghai) Ltd
<b>China</b>	Givaudan Flavors (Shanghai) Ltd
	Givaudan Hong Kong Ltd
	Givaudan Flavors (Nantong) Ltd
	Givaudan Management Consulting (Shanghai) Ltd
	Givaudan Fragrances (Changzhou) Ltd
	Givaudan Colombia SA
<b>Colombia</b>	Givaudan Egypt SAE
	Givaudan Egypt Fragrances LLC
<b>Egypt</b>	Givaudan France SAS
	Expressions Parfumées SAS
	Givaudan France Naturals SAS
	Albert Vieille SAS
	Alderys SAS
<b>France</b>	Givaudan Deutschland GmbH
<b>Germany</b>	Givaudan Guatemala SA
<b>Guatemala</b>	





## Governance Report

## Compensation Report

## Financial Report

### Consolidated Financial Report

### Statutory Financial Report

Statutory financial statements  
of Givaudan SA (Group  
Holding Company)

### Notes to the statutory financial statements

Proposed appropriation  
of available earnings of  
Givaudan SA

Statutory Auditor's Report

## Alternative performance measures

<b>Hungary</b>	Givaudan Hungary Kft Givaudan Business Solutions Kft
<b>India</b>	Givaudan (India) Private Ltd
<b>Indonesia</b>	P.T. Givaudan Indonesia P.T. Givaudan Flavours and Fragrances Indonesia P.T. drom Fragrances Indonesia
<b>Italy</b>	Givaudan Italia SpA a Socio Unico
<b>Japan</b>	Givaudan Japan K.K.
<b>Korea</b>	Givaudan Korea Ltd
<b>Malaysia</b>	Givaudan Malaysia Sdn.Bhd DDW Colours Sdn.Bhd Givaudan Flavours & Fragrances Malaysia Sdn.Bhd
<b>Mexico</b>	Givaudan de Mexico SA de CV Oxiquimica S.A.P.I de CV Ungerer Mexico S. de R.L. de CV
<b>Morocco</b>	Givaudan Morocco SAS
<b>Netherlands</b>	Givaudan Nederland B.V. N&H International Holding 2 B.V. Vika B.V.
<b>Nigeria</b>	Givaudan (Nigeria) Ltd
<b>Peru</b>	Givaudan Peru SAC
<b>Poland</b>	Givaudan Polska Sp. Z.o.o.
<b>Russia</b>	Givaudan Rus LLC
<b>Singapore</b>	Givaudan Singapore Pte Ltd
<b>South Africa</b>	Givaudan South Africa (Pty) Ltd
<b>Spain</b>	Givaudan Iberica, SA
<b>Sweden</b>	Givaudan North Europe AB
<b>Thailand</b>	Givaudan (Thailand) Ltd
<b>Turkey</b>	Givaudan Aroma Ve Esans Sanayi Ve Ticaret Limited Sirketi
<b>United Kingdom</b>	Givaudan Holdings UK Ltd Fragrance Oils Limited Ungerer Limited
<b>United Arab Emirates</b>	Givaudan Middle East & Africa FZE
<b>United States of America</b>	Givaudan United States, Inc. Ungerer Industries, Inc.
<b>Vietnam</b>	Givaudan Vietnam Company Limited

During 2024 Givaudan SA acquired the remaining 20% of the share capital of Aldery SAS. The Company acquired the investments in Oxiquimica S.A.P.I de CV and Ungerer Mexico S. de R.L. de CV from Ungerer and Company, Inc. The Company increased its investment in Givaudan Italia SpA a Socio Unico, Givaudan Argentina SA and Givaudan Egypt SAE and the Company ceased its investment in Givaudan Speciality Products (Shanghai) Ltd (liquidated in 2024), Activ International SAS (merged into Givaudan France SAS), Virgula B.V. (merged into Vika B.V.) and Givaudan Chile Ltda (merged into Chile Botanics SpA). In 2024 Givaudan SA impaired some of its investments for a total of CHF 38 million.

During 2023 Givaudan SA acquired the investments in D.D. Williamson do Brasil Ltda and DDW Colours Sdn.Bhd. from Colortech LP (a subsidiary of Givaudan SA). The Company increased its investment in Givaudan United States Inc and the Company ceased its investment in Drom international UK limited (liquidated in 2023), Vamara Holding SA (merged into Givaudan Finance SA) and Naturex Chile SpA (merged into Chile Botanics SpA). In 2023 Givaudan SA impaired some of its investments for a total of CHF 12 million.

## 4. Investments in Joint Ventures

Name of joint ventures	Principal activity	Country of incorporation	Ownership interest / Voting rights
BGN Tech LLC (in liquidation)	Innovative natural ingredients	USA	49%
Natural Extracts International Ltd	Natural ingredient derivatives production	Mauritius	49%
Vanilla International Ltd	Natural ingredient collection and extract	Mauritius	49%
Prigiv Specialties Private Limited	Highly specialized aroma chemicals	India	49%
The Cultured Hub AG	Cellular agriculture products	Switzerland	33%



## 5. Debt

Givaudan SA entered into the following debt transactions:

Issue date	Type of debt	Currency of principal	Principal amount in millions	Redeemable	Interest rate	Type of interest	2024	2023
							in millions of Swiss francs	
2014	Public	CHF	150	19 Mar 2024	1.750%	Fixed	Reimbursed	150
2016	bonds	CHF	200	05 Dec 2031	0.625%		200	200
2017	Private placement	EUR	200	20 Dec 2024	1.331%	Fixed	Reimbursed	186
2018	Public bonds	CHF	200	09 Apr 2025	0.375%		200	200
		EUR	500	17 Sep 2025	1.125%		469	464
		EUR	800	17 Sep 2030	2.000%		749	741
2020		CHF	150	10 Nov 2028	0.150%		150	150
2021		CHF	150	07 Jun 2027	0.125%		150	150
		CHF	150	07 Jun 2030	0.375%		150	150
2022		CHF	150	15 Jun 2026	1.125%		150	150
		CHF	150	15 Jun 2029	1.625%		150	150
2023		CHF	250	23 May 2031	2.375%		250	250
<b>Total debt as at 31 December</b>							<b>2,618</b>	<b>2,941</b>

As at 31 December 2024, short term debt includes an overdraft of CHF 719 million (2023: CHF 667 million) related to the cash pooling agreements with a Group company.

## 6. Guarantees

Givaudan SA is guarantor for the bond issued in Givaudan Finance Europe BV in 2024.

## 7. Indirect Taxes

The company is part of a Group for VAT purposes with five other affiliates of the Group in Switzerland. The company is jointly and severally liable towards the tax authorities for current and future VAT payables of the VAT Group to which it belongs.

## 8. Equity

As at 31 December 2024 the share capital amounts to CHF 92,335,860, divided into 9,233,586 fully paid-up registered shares, with a nominal value of CHF 10.00 each. Every share gives the right to one vote.

At the Annual General Meeting of Shareholders 2023, a new capital band was introduced in the Articles of Association. As per article 3a of the Company's Article of Association, the Board of directors of the Company is authorised to increase (but not reduce) the share capital of the Company within a capital band ranging from CHF 92,335,860 (lower limit) to CHF 101,569,450 (upper limit), once or several times and in any amounts, by issuing up to 923,359 fully paid-in registered shares with a par value of CHF 10.00 each. The capital band therefore amounts to a maximum of 10% of the existing share capital of the Company.

The authorisation granted to the Board of directors of the Company is valid until 23 March 2028, absent any earlier expiry of the capital range.

At the Annual General Meeting held on 21 March 2024 the distribution of an ordinary dividend of CHF 68.00 per share (2023: CHF 67.00 per share) was approved. The dividend payment has been paid out of available earnings.



## Governance Report

## Compensation Report

## Financial Report

Consolidated  
Financial Report

## Statutory Financial Report

Statutory financial statements  
of Givaudan SA (Group  
Holding Company)[Notes to the statutory  
financial statements](#)Proposed appropriation  
of available earnings of  
Givaudan SA

Statutory Auditor's Report

Alternative performance  
measures

The movements in equity are as follows:

	Share Capital	Legal capital reserves from capital contributions	Legal retained earnings	Voluntary retained earnings	Available earnings	Treasury shares	Total
<b>2024</b> in millions of Swiss francs							
<b>Balance as at 1 January</b>	<b>92</b>	<b>3</b>	<b>18</b>	<b>1,142</b>	<b>391</b>	<b>(18)</b>	<b>1,628</b>
<b>Registered shares</b>							
Issuance of shares							
Movement of shares						(6)	(6)
<b>Appropriation of available earnings</b>							
Transfer from the voluntary retained reserve				(300)	300		
Distribution to the shareholders paid relating to 2023					(627)		(627)
<b>Net profit for the year</b>					<b>825</b>		<b>825</b>
<b>Balance as at 31 December</b>	<b>92</b>	<b>3</b>	<b>18</b>	<b>842</b>	<b>889</b>	<b>(24)</b>	<b>1,820</b>
<b>2023</b> in millions of Swiss francs							
<b>Balance as at 1 January</b>	<b>92</b>	<b>3</b>	<b>18</b>	<b>1,942</b>	<b>(153)</b>	<b>(19)</b>	<b>1,883</b>
<b>Registered shares</b>							
Issuance of shares							
Movement of shares						1	1
<b>Appropriation of available earnings</b>							
Transfer from the voluntary retained reserve				(800)	800		
Distribution to the shareholders paid relating to 2022					(617)		(617)
<b>Net profit for the year</b>					<b>361</b>		<b>361</b>
<b>Balance as at 31 December</b>	<b>92</b>	<b>3</b>	<b>18</b>	<b>1,142</b>	<b>391</b>	<b>(18)</b>	<b>1,628</b>

Legal capital reserves from capital contributions are presented separately in equity. Any payments made out of these reserves are not subject to Swiss withholding tax, nor subject to income tax on individual shareholders who are resident in Switzerland.



## 9. Treasury Shares

The movements in treasury shares are as follows:

	Number	Price in Swiss francs			Total in millions of Swiss francs
		High	Average	Low	
<b>2024</b>					
<b>Balance as at 1 January</b>	<b>6,337</b>				<b>18</b>
Purchases at cost	10,000	3,460.0	3,523.0	3,586.0	35
Sales and transfers at cost	(8,997)	3,221.9	3,221.9	3,221.9	(29)
<b>Balance as at 31 December</b>	<b>7,340</b>				<b>24</b>
<b>2023</b>					
<b>Balance as at 1 January</b>	<b>6,772</b>				<b>19</b>
Purchases at cost	11,000	4,070.5	2,693.7	1,907.0	30
Sales and transfers at cost	(11,435)	2,833.0	2,746.8	2,746.7	(31)
<b>Balance as at 31 December</b>	<b>6,337</b>				<b>18</b>

As at 31 December 2024 and 2023, there were no other companies controlled by Givaudan SA that held Givaudan SA shares.

As at 31 December 2024, William H. Gates III (12.03%), UBS Fund Management (Switzerland AG (5.67%), BlackRock Inc. (5.06%) and Haldor Foundation (4.96%) were the only shareholders holding more than 3% of total voting rights.

During the year Givaudan SA granted the following number of shares as share based payments to:

	2024		2023	
	Number	Value in millions of Swiss francs	Number	Value in millions of Swiss francs
Board of Directors	463	2	602	2
Executive Committee members and employees	8,534	33	10,833	34
<b>Total</b>	<b>8,997</b>	<b>35</b>	<b>11,435</b>	<b>36</b>

# Proposed appropriation of available earnings of Givaudan SA



## Proposal of the Board of Directors to the General Meeting of Shareholders

### Available earnings

in Swiss francs	2024	2023
Balance brought forward from previous year	63,455,227	28,882,320
Net income for the year	825,192,142	361,345,839
<b>Total available earnings</b>	<b>888,647,369</b>	<b>390,228,159</b>
2023 distribution proposal of CHF 68.00 gross per share		627,883,848
2024 distribution proposal of CHF 70.00 gross per share	646,351,020	
Transfer (from) to voluntary retained earnings	200,000,000	(300,000,000)
<b>Total appropriation of available earnings</b>	<b>846,351,020</b>	<b>327,883,848</b>
Distribution not paid on Treasury shares held by the Group		1,110,916
Amount to be carried forward	42,296,349	63,455,227




---

 Governance Report
 

---

 Compensation Report
 

---

Financial Report

 Consolidated  
Financial Report

Statutory Financial Report

 Statutory financial statements  
of Givaudan SA (Group  
Holding Company)

 Notes to the statutory  
financial statements

 Proposed appropriation  
of available earnings of  
Givaudan SA

Statutory Auditor's Report

---

 Alternative performance  
measures

# Statutory Auditor's Report

## To the General Meeting of Givaudan SA, Vernier Report on the Audit of the Financial Statements

### Opinion

We have audited the financial statements of Givaudan SA (the Company), which comprise the balance sheet as at 31 December 2024, and the income statement for the year then ended, and notes to the financial statements, including a summary of significant accounting policies.

In our opinion, the financial statements (pages 110 to 116) comply with Swiss law and the Company's articles of incorporation.

### Basis for Opinion

We conducted our audit in accordance with Swiss law and Swiss Standards on Auditing (SA-CH). Our responsibilities under those provisions and standards are further described in the "Auditor's Responsibilities for the Audit of the Financial Statements" section of our report. We are independent of the Company in accordance with the provisions of Swiss law and the requirements of the Swiss audit profession, and we have fulfilled our other ethical responsibilities in accordance with these requirements.

We believe that the audit evidence we have obtained is sufficient and appropriate to provide a basis for our opinion.

### Key Audit Matters

Key audit matters are those matters that, in our professional judgment, were of most significance in our audit of the financial statements of the current period. We have determined that there are no key audit matters to communicate in our report.

### Other Information

The Board of Directors is responsible for the other information. The other information comprises the information included in the annual report, but does not include the consolidated financial statements, the standalone financial statements of the Company, the compensation report and our auditor's reports thereon.

Our opinion on the financial statements does not cover the other information and we do not express any form of assurance conclusion thereon.

In connection with our audit of the financial statements, our responsibility is to read the other information and, in doing so, consider whether the other information is materially inconsistent with the financial statements or our knowledge obtained in the audit or otherwise appears to be materially misstated.

KPMG SA  
Esplanade de Pont-Rouge 6  
1201 Geneva  
Switzerland



## Governance Report

## Compensation Report

## Financial Report

### Consolidated Financial Report

### Statutory Financial Report

Statutory financial statements  
of Givaudan SA (Group  
Holding Company)

Notes to the statutory  
financial statements

Proposed appropriation  
of available earnings of  
Givaudan SA

### Statutory Auditor's Report

## Alternative performance measures

If, based on the work we have performed, we conclude that there is a material misstatement of this other information, we are required to report that fact. We have nothing to report in this regard.

### Board of Directors' Responsibilities for the Financial Statements

The Board of Directors is responsible for the preparation of the financial statements in accordance with the provisions of Swiss law and the Company's articles of incorporation, and for such internal control as the Board of Directors determines is necessary to enable the preparation of financial statements that are free from material misstatement, whether due to fraud or error.

In preparing the financial statements, the Board of Directors is responsible for assessing the Company's ability to continue as a going concern, disclosing, as applicable, matters related to going concern and using the going concern basis of accounting unless the Board of Directors either intends to liquidate the Company or to cease operations, or has no realistic alternative but to do so.

### Auditor's Responsibilities for the Audit of the Financial Statements

Our objectives are to obtain reasonable assurance about whether the financial statements as a whole are free from material misstatement, whether due to fraud or error, and to issue an auditor's report that includes our opinion. Reasonable assurance is a high level of assurance, but is not a guarantee that an audit conducted in accordance with Swiss law and SA-CH will always detect a material misstatement when it exists. Misstatements can arise from fraud or error and are considered material if, individually or in the aggregate, they could reasonably be expected to influence the economic decisions of users taken on the basis of these financial statements.

As part of an audit in accordance with Swiss law and SA-CH, we exercise professional judgment and maintain professional scepticism throughout the audit. We also:

- Identify and assess the risks of material misstatement of the financial statements, whether due to fraud or error, design and perform audit procedures responsive to those risks, and obtain audit evidence that is sufficient and appropriate to provide a basis for our opinion. The risk of not detecting a material misstatement resulting from fraud is higher than for one resulting from error, as fraud may involve collusion, forgery, intentional omissions, misrepresentations, or the override of internal control.
- Obtain an understanding of internal control relevant to the audit in order to design audit procedures that are appropriate in the circumstances, but not for the purpose of expressing an opinion on the effectiveness of the Company's internal control.
- Evaluate the appropriateness of accounting policies used and the reasonableness of accounting estimates and related disclosures made.
- Conclude on the appropriateness of the Board of Directors' use of the going concern basis of accounting and, based on the audit evidence obtained, whether a material uncertainty exists related to events or conditions that may cast significant doubt on the Company's ability to continue as a going concern. If we conclude that a material uncertainty exists, we are required to draw attention in our auditor's report to the related disclosures in the financial statements or, if such disclosures are inadequate, to modify our opinion. Our conclusions are based on the audit evidence obtained up to the date of our auditor's report. However, future events or conditions may cause the Company to cease to continue as a going concern.



## Governance Report

## Compensation Report

## Financial Report

### Consolidated Financial Report

### Statutory Financial Report

Statutory financial statements  
of Givaudan SA (Group  
Holding Company)

Notes to the statutory  
financial statements

Proposed appropriation  
of available earnings of  
Givaudan SA

[Statutory Auditor's Report](#)

## Alternative performance measures

We communicate with the Board of Directors or its relevant committee regarding, among other matters, the planned scope and timing of the audit and significant audit findings, including any significant deficiencies in internal control that we identify during our audit.

We also provide the Board of Directors or its relevant committee with a statement that we have complied with relevant ethical requirements regarding independence, and communicate with them all relationships and other matters that may reasonably be thought to bear on our independence, and where applicable, actions taken to eliminate threats or safeguards applied.

From the matters communicated to the Board of Directors or its relevant committee, we determine those matters that were of most significance in the audit of the financial statements of the current period and are therefore the key audit matters. We describe these matters in our auditor's report, unless law or regulation precludes public disclosure about the matter or when, in extremely rare circumstances, we determine that a matter should not be communicated in our report because the adverse consequences of doing so would reasonably be expected to outweigh the public interest benefits of such communication.

### Report on Other Legal and Regulatory Requirements

In accordance with article 728a para. 1 item 3 CO and PS-CH 890, we confirm that an internal control system exists, which has been designed for the preparation of the financial statements according to the instructions of the Board of Directors.

Based on our audit in accordance with Art. 728a para. 1 item 2 CO, we confirm that the proposal of the Board of Directors complies with Swiss law and the Company's articles of incorporation and recommend that the financial statements submitted to you be approved.

KPMG SA

**Hélène Béguin**  
Licensed Audit Expert  
Auditor in Charge

**Cécile Ginier**  
Licensed Audit Expert

Geneva, 23 January 2025





Governance Report

Compensation Report

Financial Report

**Alternative performance  
measures**

Alternative performance  
measures

# Alternative performance measures

# Alternative performance measures



Governance Report

Compensation Report

Financial Report

**Alternative performance  
measures**

[Alternative performance  
measures](#)

## Introduction

On 1 January 2019 the Directive Alternative Performance Measures (DAPM), issued by the SIX Exchange Regulation, came into force with the purpose to promote the clear and transparent use of alternative performance measures.

The Directive prescribes that clear and comprehensible definitions must be disclosed for all alternative performance measures used. Also, for alternative performance measures that are based on a measure included in the financial statements prepared in accordance with recognised accounting standards and which have been adjusted by adding or omitting specific items, a reconciliation statement must be disclosed to a comparable measure in the financial statements according to the recognised accounting standard. Significant reconciliation items must be explained.

## Givaudan's Alternative Performance Measures

In the 2024 Full Year Results Media Release and on pages 17–20 of the 2024 Integrated Report, the Group uses a number of Alternative Performance Measures that are listed and defined below.

### Like-for-Like (LFL)

LFL is defined as: (a) sales calculated using the invoicing exchange rates of the prior year, (b) excluding sales of businesses acquired from the acquisition date until the period end date, up to 12 months from the acquisition date, and (c) excluding sales of the businesses disposed of from the disposal date until the period end date of the comparable prior period.

Reconciliation tables of the LFL sales to the reported sales in accordance with IFRS have been included in the 2024 Full Year Results Media Release.

## EBITDA

EBITDA defined as Earnings Before Interest (and other financial income (expense), net), Tax, Depreciation and Amortisation, corresponds to operating income before depreciation, amortisation and impairment of long-lived assets.

In millions of Swiss francs	2024	2023
<b>Income for the period</b>	<b>1,090</b>	<b>893</b>
Interest and other financial (income) expense, net	81	127
Income taxes	223	96
<b>Operating income</b>	<b>1,394</b>	<b>1,116</b>
Depreciation	205	202
Amortisation	154	154
Impairment	12	1
<b>EBITDA</b>	<b>1,765</b>	<b>1,473</b>

## Comparable EBITDA

Comparable EBITDA is the reported EBITDA, as adjusted for significant items of a non-recurring nature which have an impact on the understanding of the underlying normal operating activities.

A reconciliation table of the published EBITDA to the Comparable EBITDA (EBITDA as defined in the section EBITDA above) has been included in the 2024 Full Year Results Media Release. In that reconciliation table, all significant one-off items have been explained.


[Governance Report](#)
[Compensation Report](#)
[Financial Report](#)
[Alternative performance  
measures](#)
[Alternative performance  
measures](#)

### Free Cash Flow (FCF)

FCF refers to operating cash flow after net investments, interest paid, lease payments and purchase and sale of own equity instruments.

In millions of Swiss francs	2024	2023
<b>Cash flows from (for) operating activities</b>	<b>1,625</b>	<b>1,373</b>
Purchase of property, plant and equipment	(236)	(215)
Proceeds from the disposal of property, plant and equipment	13	4
Purchase of intangible assets	(57)	(60)
Proceeds from the disposal of intangible assets	–	–
Interest paid	(92)	(97)
Lease payments	(60)	(56)
Purchase and sale of own equity instruments, net	(35)	(29)
<b>Free cash flow (FCF)</b>	<b>1,158</b>	<b>920</b>
Sales	7,412	6,915
<b>Free cash flow (FCF) as a % of sales</b>	<b>15.6%</b>	<b>13.3%</b>

Does not include the acquisition of assets in the form of an asset deal.

### Net debt to EBITDA Ratio

The Net debt to EBITDA ratio is calculated as follows:

In millions of Swiss francs	31 December 2024	31 December 2023
Short-term debt	819	442
Long-term debt	3,932	4,463
Less: cash and cash equivalents	(749)	(600)
<b>Net debt</b>	<b>4,002</b>	<b>4,305</b>
<b>EBITDA</b>	<b>1,765</b>	<b>1,473</b>
Net debt to EBITDA ratio	2.27	2.92
Comparable EBITDA	1,816	1,547
<b>Net debt to Comparable EBITDA ratio</b>	<b>2.20</b>	<b>2.78</b>

GIVAUDAN SA  
Chemin de la Parfumerie 5  
1214 Vernier, Switzerland

GENERAL INFORMATION  
T + 41 22 780 91 11

MEDIA AND INVESTOR RELATIONS  
T + 41 52 354 01 32

SHARE REGISTRY  
Computershare Schweiz AG  
Postfach  
4601 Olten, Switzerland  
T + 41 62 205 77 00

SHARE INFORMATION  
Symbol: GIVN  
Security number: 1064593  
ISIN: CH0010645932



[www.givaudan.com](http://www.givaudan.com)

Concept, design, consulting and realisation: PETRANIX AG Corporate and Financial Communications [www.PETRANIX.com](http://www.PETRANIX.com)

The Givaudan 2024 Governance, Compensation and Financial Report is published in English.

All trademarks mentioned enjoy legal protection.

This report may contain forward-looking information. Such information is subject to a variety of significant uncertainties, including scientific, business, economic and financial factors. Therefore actual results may differ significantly from those presented in such forward looking statements. Investors must not rely on this information for investment decisions.

© Givaudan SA, 2025